

Product catalogue

04/2026 | EN





MDT
TECHNOLOGIES

MDT – your KNXpert

MDT is one of the leading manufacturers of KNX products for the automation of commercial and private buildings. Our company and our employees stand for top quality and user-oriented thinking. With a good 600 different KNX products, we offer one of the most comprehensive KNX product ranges on the market. A wealth of intelligent functions in the products offer the users tangible added value.

We have been developing and manufacturing electronic products in Engelskirchen for over 40 years. Founded in 1984 as MCI, the first twenty-five years of business commenced with the development and production of personal computers, RAM and PC accessories. As of from 1996 we focused on the production of RAM components for PCs and on the development and continuous optimisation of its extremely flexible production process. True to the motto at that time, "ordered in the morning - delivered in the evening".

In 2005, we were officially renamed from MCI to MDT technologies, as the brand name of the main memory was increasingly being equated to the company name. In 2009 we initiated and launched the development and production of our first KNX products. The initial 29 products introduced to the market included, a binary input with an integrated logic function - a product combination that was an innovation to the market in 2009. Since 2009, we exclusively develop and produce KNX products.

The constant further development of our product range guarantees that we always have high-quality and innovative products. We belong to the innovation elite of German SMEs. In 2026, we were recognised by Capital as one of the most innovative companies in Germany and also received the TOP 100 Innovation Award for German SMEs for the eleventh time in a row. Our innovative product range is complemented with first-class support and personal contact with our customers. Our KNXperts would be happy to help you with any questions or problems.



MDT product families


Quick overview of the product range



System Devices

Coresio


System components, e.g. power supply



Actuators

Acturio

Actuators, In- / Outputs, Energy Meters



KNX RF+

Varisio

Components for the KNX RF wireless system



Sensors

Aurelio

Touch displays
and visualisation



Sensors

Lucilio

Stand alone push buttons with
functional glass finish



Sensors

Elevio

Thermoplast range for
installation in switch frames



Sensors

Motivio

Stand-alone Presence- /
Motion Detectors



Sensors

Sensario

Controllers, sensors, and
binary inputs

KNX Secure

MDT offers all components for a complete KNX Secure project

Advantages of Secure

- › Protection against interference and unauthorised access
- › Confidentiality through encryption
- › Compatibility & interoperability with non-secure devices

KNX Secure

KNX Secure makes your building automation secure. To avoid ease dropping and interference, all telegrams are encrypted and decrypted for authenticity reasons. Independent of the communication method, Twisted pair or IP backbone network, push-buttons, sensors, actuators and the visualisation communicate securely - easily integrated with certified KNX devices from MDT.



KNX[®]

SECURE

Acturio

Switch Actuators	Page
Switch Actuator AKI Industry	20
Switch Actuator AMI Industry, with current measurement	20
Switch Actuator AZI Industry, with active power measurement	21
Switch Actuator AKS Standard 10 A, MDRC, Secure	NEW Q2/26 21
Switch Actuator AKS Standard 10 A, MDRC	22
Switch Actuator AKS Standard 16 A, MDRC, Secure	NEW Q2/26 23
Switch Actuator AKS Standard 16 A, MDRC	24
Switch Actuator AKS Standard 16 A, flush mounted	25
Switch Actuator AMS Standard, with current measurement	25
Switch Actuator AKK Compact 2/4-channel, MDRC, Secure	NEW Q2/26 26
Switch Actuator AKK Compact 2/4-channel, MDRC	26
Switch Actuator AKK Compact 8/16/24-channel, MDRC, Secure	NEW Q2/26 27
Switch Actuator AKK Compact 8/16/24-channel, MDRC	27
Switch Actuator AKK Compact Fan Coil, MDRC, Secure	NEW Q2/26 28
Switch Actuator AKK Compact Fan Coil, MDRC	28
Switch Actuator AKK Compact 1-channel, 16 A, flush mounted	29
Switch Actuator AKK Compact 2-channel, 10 A, flush mounted	29
Switch Actuator AKK Compact 3-channel, Fan Coil, flush mounted	30
Phase busbar for KNX actuators, 10 pieces	NEW Q2/26 30
End caps for MDT phase busbars, 25 sets	NEW Q2/26 31

Acturio

Universal Actuators	Page
Universal Actuator AKU, MDRC	32
Universal Actuator AKU, flush mounted	33
Universal Actuator AKU with Binary Inputs, flush mounted	33

Acturio

Room Actuators	Page
Room Actuator AKR, MDRC, Secure	NEW 34

Acturio

Shutter Actuators	Page
Shutter Actuator JAL, MDRC, Secure	NEW Q2/26 35
Shutter Actuator JAL, MDRC	35
Shutter Actuator JAL with travel time measurement, MDRC	36
Shutter Actuator JAL for 24 V DC Motors, MDRC, Secure	NEW Q2/26 36

Product overview

Acturio

Shutter Actuators	Page
Shutter Actuator JAL for 24 V DC Motors, MDRC	37
Shutter Actuator JAL, UP	37
Shutter Actuator JAL with Binary inputs, flush mounted	38

Acturio

Dimming Actuators	Page
Dimming Actuator AKD 230 V, MDRC	39
Dimming Control Device AKD 1-10 V, MDRC	39
LED Controller AKD 2-channel, 3/6 A, surface mounted	40
LED Controller AKD 3-channel, 3/6 A, surface mounted	40
LED Controller AKD 4-channel, 3/6 A, surface mounted	41
LED Controller AKD 4-channel, 2/4 A, MDRC	41
LED Controller AKD 4-channel, 4/8 A, MDRC	42
LED Controller CC/CV 30 W, 230 V, 2-channel	42
LED Controller CC/CV 60 W, 230 V, 2-channel	43
DALI Control Broadcast Gateway, 4 channel, Secure	43
DALI Control 64 Gateway	44
DALI Control 2x64 Gateway	44
DALI Control PRO64 Gateway, with Web interface, Secure	45

Acturio

Heating Actuators	Page
Heating Actuator AKH	46

Acturio

Analog In- / Outputs	Page
Analog In-/Output 0-10 V, MDRC	47
Analog In-/Output 0-10 V, flush mounted	47

Acturio

Energy Meters	Page
Energy Meter 3-channel, 20 A, with direct measurement	48
Energy Meter 3-channel, 63 A, with transformer measurement	48

Elevio

Assortment 55		Page
Push Button 55		51
Push Button Plus 55		52
Push Button Plus TS 55		53
Push Button Light 55 Basic, Secure	NEW Q2/26	54
Push Button Light 55 Basic		54
Rockers for Push-button Light 55 Basic		55
Push Button Light 55, 1-gang, Secure	NEW Q2/26	56
Push Button Light 55, 1-gang		57
Push Button Light 55, 1-gang, with temperature sensor, Secure	NEW Q2/26	58
Push Button Light 55, 1-gang, with temperature sensor		59
Push Button Light 55, 2-gang, Secure	NEW Q2/26	60
Push Button Light 55, 2-gang		61
Push Button Light 55, 2-gang, with temperature sensor, Secure	NEW Q2/26	62
Push Button Light 55, 2-gang, with temperature sensor		63
Push Button Light 55, 4-gang, Secure	NEW Q2/26	64
Push Button Light 55, 4-gang		64
Push Button Light 55, 4-gang, with temperature sensor, Secure	NEW Q2/26	65
Push Button Light 55, 4-gang, with temperature sensor		65
Rockers for Push-button Lite 55		66
Push Button Smart 55		67
Push Button Smart 55, with Temperature and Humidity Sensor		68
Shutter Push Button Smart 55		68
Motion Detector / Automatic Switch 55, Secure	NEW Q2/26	69
Motion Detector / Automatic Switch 55		69
Motion Detector / Automatic Switch TS 55, Secure	NEW Q2/26	70
Motion Detector / Automatic Switch TS 55		70
Motion Detector 2.2 m TS 55, Secure	NEW	71
Motion Detector 2.2 m TS 55	NEW	71
Surface Mounting Frame for the Motion Detector 2.2 m TS 55		72
Room Temperature Controller 55		72
Room Temperature Sensor 55		73
Room temperature controller 55, with an adjustment wheel		73
Room Temperature Controller Smart 55		74
Room Temperature Extension Unit Smart 55		74
Object Controller 55		75
Room Temperature / Humidity Sensor 55		75
CO2/VOC Combi sensor 55		76
LED Indicator 55		76
Frame 1-gang for assortment 55, IT/US		77
Frame 2-gang for assortment 55, IT		77

Product overview

Elevio

Assortment 63	Page
Push Button Light 63, 1-gang, Secure	NEW Q2/26 78
Push Button Light 63, 1-gang	78
Push Button Light 63, 1-gang, with temperature sensor, Secure	NEW Q2/26 79
Push Button Light 63, 1-gang, with temperature sensor	79
Push Button Light 63, 2-gang, Secure	NEW Q2/26 80
Push Button Light 63, 2-gang	81
Push Button Light 63, 2-gang, with temperature sensor, Secure	NEW Q2/26 82
Push Button Light 63, 2-gang, with temperature sensor	83
Push Button Light 63, 4-gang, Secure	NEW Q2/26 84
Push Button Light 63, 4-gang	84
Push Button Light 63, 4-gang, with temperature sensor, Secure	NEW Q2/26 85
Push Button Light 63, 4-gang, with temperature sensor	85
Rockers for Push Button Light 63	86
Push Button Smart 63	87
Push Button Smart 63, with Temperature and Humidity Sensor	87
Motion Detector / Automatic Switch 63, Secure	NEW Q2/26 88
Motion Detector / Automatic Switch 63	88
Motion Detector / Automatic Switch TS 63, Secure	NEW Q2/26 89
Motion Detector / Automatic Switch TS 63	89
Room Temperature Controller Smart 63	90
Room Temperature Extension Unit Smart 63	90
Object Controller 63	91
Room Temperature / Humidity Sensor 63	91

Elevio

Assortment 86	Page
Push Button Smart 86	92
Push Button Smart 86, with Temperature Sensor	93
Central Operation Unit Smart 86	94

Lucilio

Assortment Glass	Page
Glass Push Button II Light, 1-gang, Secure	NEW Q2/26 96
Glass Push Button II Light, 1-gang	96
Glass Push Button II Light, 1-gang, with temperature sensor, Secure	NEW Q2/26 97
Glass Push Button II Light, 1-gang, with temperature sensor	97
Glass Push Button II Light, 2-gang, Secure	NEW Q2/26 98
Glass Push Button II Light, 2-gang	98
Glass Push Button II Light, 2-gang, with temperature sensor, Secure	NEW Q2/26 99
Glass Push Button II Light, 2-gang, with temperature sensor	100

Lucilio

Assortment Glass		Page
Glass Push Button II Light, 4-gang, Secure	NEW Q2/26	101
Glass Push Button II Light, 4-gang		101
Glass Push Button II Light, 4-gang, with temperature sensor, Secure	NEW Q2/26	102
Glass Push Button II Light, 4-gang, with temperature sensor		102
Glass Push Button II Smart		103
Glass Push Button II Smart, with temperature sensor		103
Glass Central Operation Unit Smart		104
Glass Room Temperature Controller Smart		105
Glass LED Indicator		105
Glass Push Button Plus, 4-gang		106
Glass Push Button Plus, 4-gang, with temperature sensor		106
Glass Push Button Plus, 8-gang		107
Glass Push Button Plus, 8-gang, with temperature sensor		107
Glass Frame assortment 55		108
Glass Frame assortment 63		109

Aurelio

Assortment Touch		Page
Glass Touch Smart, 6-inch, Secure	NEW	111
Glass Touch Smart Plus, 6-inch, Secure	NEW	112
Touch Panel VisuControl Plus, Secure	NEW	113

Aurelio

Touch Panel		Page
Touch Panel VisuControl		114
Frames for Touch Panel VisuControl		115
Flush mounted installation box for Touch Panel VisuControl		116
Cable set for Touch Panel VisuControl		116
Software VisuControl Pro		117

Aurelio

Visualisation		Page
Object Server VisuControl Easy II, Secure		118

Product overview

Motivio

Presence- / Motion Detectors	Page
Micro Motion Detector, Secure	NEW 120
Micro Presence Detector 360°, 1 sensor, Secure	NEW 120
Mini Presence Detector 360°	121
Presence Detector 360° L2 IP44	121
Presence Detector 360° L3 TS	122
Presence Detector 360°, for MR16 light fittings	122
Presence Detector 360°, 3 sensors	123
Presence Detector 360° with constant light control, 3 sensors	123
Surface Mounting Frame for the Presence Detector 360°, with 3 sensors	124
Presence Detector 360°, 4 sensors	124
Presence Detector 360° with constant light control, 4 sensors	125
Surface Mounting Frame for the Presence Detector 360°, with 4 sensors	125
Combi-Presence Detector 360°	126
Surface Mounting Frame for the Combi-Presence Detector 360°	126
Glass Presence Detector 360°, 3 sensors	127
Glass Presence Detector 360° with constant light control, 3 sensors	127
Light sensor/-controller	128
Assembly insert with retaining springs	128

Sensario

Binary Inputs	Page
Binary Input BE, for potential free contacts, Secure	NEW Q2/26 130
Binary Input BE, for potential free contacts	130
Binary Inputs BE, 230 V, Secure	NEW Q2/26 131
Binary Inputs BE, 230 V	131
Binary Inputs BE, 12-24 V AC/DC, Secure	NEW Q2/26 132
Binary Inputs BE, 12-24 V AC/DC	132
Push Button Interface BE, for potential free contacts	133
Push Button Interface BE, 230 V	133

Sensario

Weather Sensors	Page
Weather Station Home	134
Rain Sensor	134
Twilight Sensor / Temperature Sensor KNX	135
Leakage Sensor KNX	135

Sensario

Temperature Controller / Temperature Sensors	Page
Room Temperature Controller, MDRC	136
Temperature Controller/Temperature Sensor, flush mounted	136
Temperature Controller/Temperature Sensor, flush mounted	137
Temperature Sensor PT1000	137

Coresio

Bus Power Supplies	Page
Bus Power Supply STV	139
Bus Power Supply STC, with diagnostic function, Secure	NEW Q2/26 139
Bus Power Supply STC, with diagnostic function	140
Bus Power Supply STR, Redundant, Secure	NEW Q2/26 140
Bus Power Supply STR, Redundant	141
Power Supply STV	141

Coresio

System Devices	Page
Area-/ Line Coupler with proxy function, Secure	New version 142
Area-/ Line Coupler, Secure	142
IP Interface, with IP Secure and Data Secure	143
IP Router, with IP Secure and Data Secure	143
USB Interface	144
Logic Module, Secure	NEW Q2/26 145
Logic Module	146
Safety Module	146
Modbus Gateway RTU485, MDRC	147
Time Switch with 20 channels and active colour display	147
KNX Bus Connector WAGO PU 50 pieces	148

Varisio

RF+ System Devices	Page
MDT homeXpert Server, Secure	NEW 150
RF+ Line coupler, flush mounted, secure	NEW Q2/26 151
RF+ Line coupler, flush mounted	151

Product overview

Varisio

RF+ Sensors		Page
RF+ Push Button Light 55 Basic, Secure	NEW	152
RF+ Push Button Light 55, 1-gang, with temperature sensor and actuator, Secure	Coming soon	153
RF+ Push Button Light 55, 2-gang, with temperature sensor and actuator, Secure	Coming soon	154
RF+ Push Button Light 55, 4-gang, with temperature sensor and actuator, Secure	Coming soon	155
RF+ Glass Push Button Plus, 4-channel, with actuator		155
RF+ Glass Push Button Plus, 8-channel, with Actuator		156
RF+ Push Button Plus 55, 2-channel, with actuator		156
RF+ Push Button Plus 55, 4-channel, with actuator		157
RF+ Push Button Plus 55, 6-channel, with actuator		157
RF+ Push Button Plus 55, 8-channel, with actuator		158
RF+ Push Button Interface, 2-gang, secure	Coming soon	158
RF+ Push Button Interface, 2-gang		159
RF+ Window Handle, Secure	NEW	159
RF+ Window Contact, Secure	NEW Q2/26	160

Varisio

RF+ Actuators		Page
RF+ Radiator Thermostat, Secure	NEW	161
Radiator thermostat adapter, metal	NEW	162
RF+ LED Controller CC/CV 30 W, 230 V, 2-channel, Secure	NEW	163
RF+ LED Controller CC/CV 60 W, 230 V, 2-channel, Secure	NEW	163
KNX RF+ Switch Actuator, flush mounted, secure	Coming soon	164
KNX RF+ Switch Actuator, flush mounted		164
RF+ Shutter Actuator, 1-gang, flush mounted, secure	Coming soon	165
RF+ Shutter Actuator, 1-gang, flush mounted		165
RF+ Single Socket, secure	Coming soon	166
RF+ Single Socket		166
RF+ Single Socket with active power measurement, secure	Coming soon	167
RF+ Single Socket with active power measurement		167

Acturio – Aktorik

Actuators, In- / Outputs,
Energy Meters



Overview Switch Actuators

Series	AKI-xx16.04	AKS-xx10.03 AKS-xx10.04S	AKS-xx16.03 AKS-xx16.04S	AKS-0xUP.03	AMI-xx16.03	AMS-xx16.03
Installation type	MDRC	MDRC	MDRC	flush mounted	MDRC	MDRC
Number of channels	4/8/12	2/4/8/12	2/4/8/12/16/20/24	1/2	4/8/12	4/8/12
Dimensions (SU)	4/8/12	2/4/6/8	2/4/6/8/8/12/12	flush mounted	4/8/12	4/8/12
Manual operation	■	■	■	-	■	■
Manual operation lockable	-	■	■	-	■	■
Status at manual operation	-	■	■	-	■	■
Status LED for each channel	-	■	■	-	■	■
Turn off LEDs (Ecomode)	-	■	■	-	■	■
Max. nominal current for each channel	16/20 A	10 A	16 A	16 A	16/20 A	16 A
Max. inrush current	600 A	400 A	400 A	400 A	600 A	400 A
Capacitive load / C-Load	200 µF	140 µF	140 µF	140 µF	200 µF	140 µF
Relay type	bistable	bistable	bistable	bistable	bistable	bistable
Screw terminal 4 mm ²	■	■	■	-	■	■
Current measurement 10 mA - 20 A	-	-	-	-	■	■
Active power measurement	-	-	-	-	-	-
NO and NC contact operation	■	■	■	■	■	■
ON/OFF switching delay	■	■	■	■	■	■
3 channel synchronous switching	■	■	■	■	■	■
Impulse function	■	■	■	■	■	■
Central switching function	■	■	■	■	■	■
Staircase light function:	■	■	■	■	■	■
Warning by light	■	■	■	■	■	■
Warning by object	■	■	■	■	■	■
Staircase light time by object	■	■	■	■	■	■
Staircase light time retrigger	■	■	■	■	■	■
Staircase light time summable	■	■	■	■	■	■
Threshold value byte / 2 byte / 2 byte float	■	■	■	■	■	■
Scene function learnable	■	■	■	■	■	■
Logic function AND/OR	■	■	■	■	■	■
Logic function AND/OR/XOR/TOR	■	■	■	■	■	■
Priority object/forced operation	■	■	■	■	■	■
Release time for forced operation	■	■	■	■	■	■
Behaviour at bus voltage failure	■	■	■	■	■	■
Behaviour at bus voltage return	■	■	■	■	■	■
Behaviour after locking	■	■	■	■	■	■
Behaviour after forced operation	■	■	■	■	■	■
Status active/passive	■	■	■	■	■	■
Status inverted	■	■	■	■	■	■
Hour meter for switching	■	■	■	■	■	■
Shutter function	-	-	-	-	-	-
Heating control with PWM	-	-	-	-	-	-
“In operation” telegram	■	■	■	■	■	■
Long frame support for ETS 5	■	■	■	■	■	■
Virtual interface in the ETS	-	Series *.04S	Series *.04S	-	-	-
Up to 6 central objects with status objects	-	Series *.04S	Series *.04S	-	-	-

Series	AZI-xx16.03	AKK-xx16.03 AKK-xx16.04S	AKK-xxUP.03	AKU-xx16.03	AKU-xxUP.03	
Installation type	MDRC	MDRC	flush mounted	MDRC	flush mounted	
Number of channels	3/6	2/4/8/16/24	1/2/3	4/6/8/16/24	2/2	
Dimensions (SU)	4/8	2/2/4/8/12	flush mounted	4/4/4/8/12	flush mounted	
Manual operation	■	■	-	■	-	
Manual operation lockable	■	■	-	■	-	
Status at manual operation	■	■	-	■	-	
Status LED for each channel	■	■	-	■	-	
Turn off LEDs (Ecomode)	■	■	-	■	-	
Max. nominal current for each channel	16/20 A	16 A	16/10/10 A	16 A	10 A	
Max. inrush current	600 A	200 A	200/40/40 A	300 A	40 A	
Capacitive load /C-Load	200 µF	70 µF	70/14/14 µF	100 µF	14 µF	
Relay type	bistable	bistable	bi/mo/mo	bistable	monostable	
Screw terminal 4 mm ²	■	- / - / ✓ / ✓ / ✓ / ✓	-	■	-	
Current measurement 10 mA - 20 A	■	-	-	-	-	
Active power measurement	■	-	-	-	-	
NO and NC contact operation	■	■	■	■	■	
ON/OFF switching delay	■	■	■	■	■	
3 channel synchronous switching	■	-	-	-	-	
Impulse function	■	■	■	■	■	
Central switching function	■	■	■	■	■	
Staircase light function:	■	■	■	■	■	
Warning by light	■	■	■	■	■	
Warning by object	■	■	■	■	■	
Staircase light time by object	■	-	-	■	■	
Staircase light time retrigger	■	■	■	■	■	
Staircase light time summable	■	■	■	■	■	
Threshold value byte / 2 byte / 2 byte float	■	-	-	■	■	
Scene function learnable	■	■	■	■	■	
Logic function AND/OR	■	■	■	■	■	
Logic function AND/OR/XOR/TOR	■	-	-	■	■	
Priority object/forced operation	■	-	-	■	■	
Release time for forced operation	■	-	-	■	■	
Behaviour at bus voltage failure	■	■	✓ / - / -	■	■	
Behaviour at bus voltage return	■	■	■	■	■	
Behaviour after locking	■	■	■	■	■	
Behaviour after forced operation	■	-	-	■	■	
Status active/passive	■	■	■	■	■	
Status inverted	■	■	■	■	■	
Hour meter for switching	■	-	-	■	■	
Shutter function	-	-	-	■	■	
Heating control with PWM	-	-	-	■	■	
“In operation” telegram	■	■	■	■	■	
Long frame support for ETS 5	■	■	■	■	■	
Virtual interface in the ETS	-	Series *.04S	-	-	-	-
Up to 6 central objects with status objects	-	Series *.04S	-	-	-	-

Overview Shutter Actuators

Series	JAL-0x10.02 JAL-0x10.03S	JAL-0x10M.02	JAL-0x10D.02 JAL-0x10D.03S	JAL-01UP.02	JAL-B1UP.02	AKU-xx16.03	AKU-xxUP.03
Installation type	MDRC	MDRC	MDRC	flush mounted	flush mounted	MDRC	flush mounted
Number of channels	2/4/8	4/8	4/8	1	1	4/6/8/16/24	2/2
Number of inputs	-	-	-	-	4	-	-/4
Dimensions (SU)	2/4/8	4/8	4/8	flush mounted	flush mounted	4/4/4/8/12	flush mounted
Motor type	230 V AC	230 V AC	24 V DC	230 V AC	230 V AC	230 V AC	230 V AC
Max. switching current	8 A	8 A	8 A	6 A	6 A	16 A	10 A
Max. load shutter motor	300 W	300 W	180 W	300 W	300 W	600 W	300 W
Automatic travel time measurement	-	■	-	-	-	-	-
Commutator circuit for 24 V DC motors	-	-	■	-	-	-	-
Manual operation	■	■	■	-	-	■	-
Manual operation lockable	■	■	■	-	-	■	-
Status LED for each channel	■	■	■	-	-	■	-
Turn off LEDs (Ecomode)	■	■	■	-	-	■	-
Tip operation for accurate shutter positioning	■	■	■	■	■	■	■
Up/Down for stop (single-object control)	■	■	■	■	■	■	■
Reversible motor connections Up/Down	■	■	■	■	■	■	■
Central switching functions separately lockable	■	■	■	■	■	■	■
Alarm functions (Wind/Rain/Frost)	■	■	■	■	■	■	■
Behaviour after alarms separately adjustable	■	■	■	■	■	■	■
Lock functions	■	■	■	■	■	■	■
Behaviour after lock	■	■	■	■	■	■	■
Extended lock functions	■	■	■	■	■	■	■
Extended status active/passive	■	■	■	■	■	■	■
Extended scene functions	■	■	■	■	■	■	■
Extended automatic positions	■	■	■	■	■	■	■
Scene functions learnable	■	■	■	■	■	■	■
Priority object/forced operation	■	■	■	■	■	■	■
Release time for forced operation	■	■	■	■	■	■	■
Behaviour after forced operation adjustable	■	■	■	■	■	■	■
Ventilation function (window open/tilt)	■	■	■	■	■	■	■
Automatic sun protection / slate adjustment	■	■	■	-	■	■	■
Sun position calculation	■	■	■	-	■	■	■
Outside temperature lockable for sun protection	■	■	■	-	■	■	■
Room temperature enabling for sun protection	■	■	■	-	■	■	■
2 shading positions for roller shutter	■	■	■	-	■	■	■
Behaviour at bus voltage failure	-/✓/✓	■	■	-	-	-	-
Behaviour at bus voltage return	■	■	■	■	■	■	■
Switch actuator function	-	-	-	-	-	■	■
Heating control with PWM	-	-	-	-	-	■	■
"In operation" telegram	■	■	■	■	■	■	■
Long frame support for ETS 5	■	■	■	■	■	■	■
Virtual interface in the ETS	Series *.03S	-	Series *.03S	-	-	-	-
Up to 6 central objects with status objects	Series *.03S	-	Series *.03S	-	-	-	-

Compare DALI Gateways




Series	DALI Control 64	DALI Control Broadcast Gateway	DALI Control PRO64
	SCN-DA641.04 (SCN-DA642.04)	SCN-DABC4.01	SCN-DA641P
DALI outputs	1 (2)	4 x Broadcast	1
Maximum number of ECGs	64 (2 x 64)	128 (4 x 32)	64
Number of DALI groups	16 (2 x 16)	–	16
DALI Standard / DALI Certification	DALI / DALI-2	DALI / DALI-2	DALI / DALI-2
Application Controller	Single Master	Single-Master	Multi-Master
Support of DALI-2 sensors Motion detectors and light sensors according to EN 62386-303 and EN 62386-304	–	–	■ 8
KNX Data Secure	–	■	■
Ethernet interface	–	–	■
Web interface	–	–	■
IP settings/security	–	–	■ Extended
Manual operation on the unit	■ Push-button	■ Push-button	■ Push-buttons, LCD
Error and status display	■ via LED	■ via LED	■ via LCD
DALI commissioning via ETS	■	■	■
DALI commissioning on the unit and via web interface	–	■ / –	■
ECG quick-change function on the unit, possible without ETS	■	■	■
Control of single ECGs (without existing group assignment)	■ On / Off, dimming	–	■ On / Off, dimming, colour
Single ECG control (on/off, dimming, value, status)	■	–	■
Single ECG control for colour temperature and colour	–	–	■
Dim2Warm in groups	■	–	■
Dim2Warm with single ECG control	–	–	■
Support of DT1 single (battery) emergency luminaires	■	■	■
Test and report of emergency lights from DCA with .xml export	–	–	■
Test and report of emergency lights from web interface with .xml export	–	–	■
Emergency lighting via central battery	–	–	■
Switching off the ballasts for energy saving per object	■ Group, individual ECG	■	■ Group, individual ECG
Calculation of the operating hours of groups and ECGs	■	■	■
Alarm objects for groups and ECGs, if service life is exceeded	■	■	■
Broadcast for on/off, value	■	■	■
Broadcast colour or colour temperature	■	■	■
Control of colour and colour temperature in groups (DT8 ECGs)	■	–	■
Colour temperature with DT6 ECGs via master/slave group	–	–	■
Scene control for channels/groups/ECGs	■	■ / – / –	■
Individual scenes import/export	■	–	■
Time control for groups and ECGs	■	–	■
Manual override of the time control	■	–	■
Effect control for groups and ECGs	–	–	■
Individual effect import/export	–	–	■
Fault detection (KNX, DALI)	■	■	■
Fault detection (ECG, lamp) at group and ECG level	■	■	■

Switch Actuator AKI Industry

- **Comprehensive application**
- **Mechanical manual activation for immediate operation of the relay contact**
- Visible Status
- Normally open and normally closed
- Time functions (switch-on / switch-off delay)
- Comprehensive staircase lighting and pulse functions
- **Extended logic and scene function per channel**
- Extended status functions (inverted, cyclic, during locking)
- **Threshold switch (1 Byte/2 Byte/2 Byte float)**
- **Operating hours meter**
- **Priority/forced operation with automatic release time**
- **4 mm² connection terminals. Individual L-connections**
- Power supply over the KNX Bus
- Fast application download (long frame support as of ETS 5)

Industrial version with bistable Relays. Maximum current 16/20 A, maximum capacitive Load 200 µF






	Number of outputs	Installation width	Article Number
	4	4 SU / 72 mm	AKI-0416.04
	8	8 SU / 144 mm	AKI-0816.04
	12	12 SU / 216 mm	AKI-1216.04

Switch Actuator AMI Industry, with current measurement

- **Comprehensive function extension**
- **Integrated True RMS current measurement**
- **Current measurement range 10 mA ... 20 A**
- **Integrated meter function for energy consumption (Wh/kWh)**
- **Fast reaction < 1 s in Master/Slave operation**
- Push-button for manual operation and LED Indicator per channel
- Time functions (switch on-/switch off delay, staircase light function)
- **Threshold switch function and consumption threshold value**
- Logical functions, 8 scenes per channel
- **Operating hours meter**
- Extended status functions (inverted, cyclic, during locking)
- **Priority/forced operation with automatic release time**
- Behaviour on Bus power failure/reset selectable
- **4 mm² connection terminals. Individual L-connections**

Industrial version with bistable Relays. Maximum current 16/20 A, maximum capacitive Load 200 µF



	Number of outputs	Current measuring range	Installation width	Article Number
	4	10 mA ... 20 A	4 SU / 72 mm	AMI-0416.03
	8	10 mA ... 20 A	8 SU / 144 mm	AMI-0816.03
	12	10 mA ... 20 A	12 SU / 216 mm	AMI-1216.03

Switch Actuator AZI Industry, with active power measurement

- **Comprehensive function extension**
- **Integrated True RMS current and voltage measurement**
- True active power meter (Wh/kWh)
- **Current measurement range 10 mA ... 20 A**
- **Active power-, reactive power-, current- and voltage values**
- Push-button for manual operation and LED Indicator per channel
- Time functions (switch on-/switch off delay, staircase light function)
- **Threshold switch function and consumption threshold value**
- **Priority/forced operation with automatic release time**
- Logical functions, 8 scenes per channel
- **Operating hours meter**
- Extended status functions (inverted, cyclic, during locking)
- Behaviour on Bus power failure/reset selectable
- **4 mm² connection terminals. Individual L-connections**

Industrial version with bistable Relays. Maximum current 16/20 A, maximum capacitive Load 200 µF



	Number of outputs	Current measuring range	Installation width	Article Number
	3	10 mA ... 20 A	4 SU / 72 mm	AZI-0316.03
	6	10 mA ... 20 A	8 SU / 144 mm	AZI-0616.03

Switch Actuator AKS Standard 10 A, MDRC, Secure



- **KNX Data Secure**
- **Space saving due to an optimised form factor**
- **4 mm² connection terminals. Individual L-connections**
- **Virtual interface in the ETS**
- **Up to 6 central objects with status objects**
- Manual mode blockable and LED indicator per channel
- Status feedback for all channels (also for manual operation)
- Time functions (switch on-/switch off delay, staircase light function)
- **Extended logic and scene function per channel**
- Extended status functions (inverted, cyclic, during locking)
- **Threshold switch (1 Byte/2 Byte/2 Byte float)**
- **Operating hours meter**

Standard version with bistable relays. Maximum current 10 A, maximum capacitive load 140 µF







	Number of outputs	Installation width		Article Number
	2	2 SU / 36 mm	NEW Q2/26	AKS-0210.04S
	4	4 SU / 72 mm	NEW Q2/26	AKS-0410.04S
	8	6 SU / 108 mm	NEW Q2/26	AKS-0810.04S
	12	8 SU / 144 mm	NEW Q2/26	AKS-1210.04S

Switch Actuator AKS Standard 10 A, MDRC

- **Space saving due to an optimised form factor**
- **Comprehensive application**
- Manual mode blockable and LED indicator per channel
- Normally open and normally closed
- Status feedback for all channels (also for manual operation)
- Time functions (switch on-/switch off delay, staircase light function)
- **Extended logic and scene function per channel**
- Extended status functions (inverted, cyclic, during locking)
- **Threshold switch (1 Byte/2 Byte/2 Byte float)**
- **Operating hours meter**
- **Priority/forced operation with automatic release time**
- **4 mm² connection terminals. Individual L-connections**

Standard version with bistable relays. Maximum current 10 A, maximum capacitive load 140 µF



	Number of outputs	Installation width	Article Number
	2	2 SU / 36 mm	AKS-0210.03
	4	4 SU / 72 mm	AKS-0410.03
	8	6 SU / 108 mm	AKS-0810.03
	12	8 SU / 144 mm	AKS-1210.03










Switch Actuator AKS Standard 16 A, MDRC, Secure

- **KNX Data Secure**
- **Space saving due to an optimised form factor**
- **Virtual interface in the ETS**
- **Up to 6 central objects with status objects**
- Manual mode blockable and LED indicator per channel
- **4 mm² connection terminals. Individual L-connections**
- Status feedback for all channels (also for manual operation)
- Time functions (switch on-/switch off delay, staircase light function)
- **Extended logic and scene function per channel**
- Extended status functions (inverted, cyclic, during locking)
- **Threshold switch (1 Byte/2 Byte/2 Byte float)**
- **Operating hours meter**
- **Priority/forced operation with automatic release time**
- Power supply over the KNX Bus
- **Comprehensive application**
- Normally open and normally closed

Standard version with bistable relays. Maximum current 16 A, maximum capacitive load 140 µF










	Number of outputs	Installation width		Article Number
	2	2 SU / 36 mm	NEW Q2/26	AKS-0216.04S
	4	4 SU / 72 mm	NEW Q2/26	AKS-0416.04S
	8	6 SU / 108 mm	NEW Q2/26	AKS-0816.04S
	12	8 SU / 144 mm	NEW Q2/26	AKS-1216.04S
	16	8 SU / 144 mm	NEW Q2/26	AKS-1616.04S
	20	12 SU / 216 mm	NEW Q2/26	AKS-2016.04S
	24	12 SU / 216 mm	NEW Q2/26	AKS-2416.04S

Switch Actuator AKS Standard 16 A, MDRC

- **Space saving due to an optimised form factor**
- **Comprehensive application**
- Manual mode blockable and LED indicator per channel
- Normally open and normally closed
- Status feedback for all channels (also for manual operation)
- Time functions (switch on-/switch off delay, staircase light function)
- **Extended logic and scene function per channel**
- Extended status functions (inverted, cyclic, during locking)
- **Threshold switch (1 Byte/2 Byte/2 Byte float)**
- **Operating hours meter**
- **Priority/forced operation with automatic release time**
- **4 mm² connection terminals. Individual L-connections**
- Power supply over the KNX Bus
- Fast application download (long frame support as of ETS 5)

Standard version with bistable relays. Maximum current 16 A, maximum capacitive load 140 µF





	Number of outputs	Installation width	Article Number
	2	2 SU / 36 mm	AKS-0216.03
	4	4 SU / 72 mm	AKS-0416.03
	8	6 SU / 108 mm	AKS-0816.03
	12	8 SU / 144 mm	AKS-1216.03
	16	8 SU / 144 mm	AKS-1616.03
	20	12 SU / 216 mm	AKS-2016.03
	24	12 SU / 216 mm	AKS-2416.03

Switch Actuator AKS Standard 16 A, flush mounted

- max. current 16 A, capacitive load 140 µF
- **Comprehensive application**
- Normally open and normally closed
- Extended status functions (inverted, cyclic, during locking)
- Time functions (switch-on / switch-off delay)
- Comprehensive staircase lighting and pulse functions
- Extended logic and scene function
- **Threshold switch (1 Byte/2 Byte/2 Byte float)**
- **Operating hours meter**
- **Priority/forced operation with automatic release time**
- Fast application download (long frame support as of ETS 5)
- Installation in an installation box
- Dimensions (H x W x D): 41 x 41 x 22 mm

With bistable relays, for installation in an installation box






	Number of outputs	Article Number
	1	AKS-01UP.03
	2	AKS-02UP.03

Switch Actuator AMS Standard, with current measurement

- **Comprehensive function extension**
- **Integrated True RMS current measurement**
- **Current measurement range 10 mA ... 16 A**
- **Integrated meter function for energy consumption (Wh/kWh)**
- **Fast reaction < 1 s in Master/Slave operation**
- Push-button for manual operation and LED Indicator per channel
- Time functions (switch on-/switch off delay, staircase light function)
- **Threshold switch function and consumption threshold value**
- Logical functions, 8 scenes per channel
- **Operating hours meter**
- Extended status functions (inverted, cyclic, during locking)
- **Priority/forced operation with automatic release time**
- Behaviour on Bus power failure/reset selectable
- **4 mm² connection terminals. Individual L-connections**

Standard version with bistable relays. Maximum current 16 A, maximum capacitive load 140 µF



	Number of outputs	Current measuring range	Installation width	Article Number
	4	10 mA ... 10 A	4 SU / 72 mm	AMS-0416.03
	8	10 mA ... 10 A	8 SU / 144 mm	AMS-0816.03
	12	10 mA ... 10 A	12 SU / 216 mm	AMS-1216.03





Switch Actuator AKK Compact 2/4-channel, MDRC, Secure

- **KNX Data Secure**
- **Function extension**
- Push-button for manual operation and LED Indicator per channel
- **Virtual interface in the ETS**
- **Up to 6 central objects with status objects**
- Status feedback for all channels (also for manual operation)
- Time functions (switch-on / switch-off delay)
- Comprehensive staircase lighting and pulse functions
- Logical functions
- **Common L- connection**
- Extended scene function per channel
- Central functions and blocking objects for forced operation
- Behaviour on Bus power failure/reset selectable
- Power supply over the KNX Bus
- Fast application download (long frame support as of ETS 5)
- Normally open and normally closed

Compact version with bistable relays. Maximum current 16 A ohmic load, maximum capacitive load, 70 µF / 10 EVG





	Number of outputs	Installation width		Article Number
	2	2 SU / 36 mm	NEW Q2/26	AKK-0216.04S
	4	2 SU / 36 mm	NEW Q2/26	AKK-0416.04S

Switch Actuator AKK Compact 2/4-channel, MDRC

- **Function extension**
- Push-button for manual operation and LED Indicator per channel
- Normally open and normally closed
- Status feedback for all channels (also for manual operation)
- Time functions (switch-on / switch-off delay)
- Comprehensive staircase lighting and pulse functions
- Logical functions
- Extended scene function per channel
- Central functions and blocking objects for forced operation
- Behaviour on Bus power failure/reset selectable
- **Common L- connection**
- Power supply over the KNX Bus
- Fast application download (long frame support as of ETS 5)

Compact version with bistable relays. Maximum current 16 A ohmic load, maximum capacitive load, 70 µF / 10 EVG



	Number of outputs	Installation width		Article Number
	2	2 SU / 36 mm		AKK-0216.03
	4	2 SU / 36 mm		AKK-0416.03




Switch Actuator AKK Compact 8/16/24-channel, MDRC, Secure



- **KNX Data Secure**
- **Function extension**
- Manual mode blockable and LED indicator per channel
- **Virtual interface in the ETS**
- **Up to 6 central objects with status objects**
- Status feedback for all channels (also for manual operation)
- Time functions (switch-on / switch-off delay)
- Comprehensive staircase lighting and pulse functions
- Logical functions
- **4 mm² connection terminals. Individual L-connections**
- Extended scene function per channel
- Central functions and blocking objects for forced operation
- Behaviour on Bus power failure/reset selectable
- Power supply over the KNX Bus
- Normally open and normally closed

Compact version with bistable relays. Maximum current 16 A ohmic load, maximum capacitive load, 70 µF / 10 EVG






	Number of outputs	Installation width		Article Number
	8	4 SU / 72 mm	NEW Q2/26	AKK-0816.04S
	16	8 SU / 144 mm	NEW Q2/26	AKK-1616.04S
	24	12 SU / 216 mm	NEW Q2/26	AKK-2416.04S

Switch Actuator AKK Compact 8/16/24-channel, MDRC

- **Function extension**
- Manual mode blockable and LED indicator per channel
- Normally open and normally closed
- Status feedback for all channels (also for manual operation)
- Time functions (switch-on / switch-off delay)
- Comprehensive staircase lighting and pulse functions
- Logical functions
- Extended scene function per channel
- Central functions and blocking objects for forced operation
- Behaviour on Bus power failure/reset selectable
- **4 mm² connection terminals. Individual L-connections**
- Power supply over the KNX Bus
- Fast application download (long frame support as of ETS 5)

Compact version with bistable relays. Maximum current 16 A ohmic load, maximum capacitive load, 70 µF / 10 EVG



	Number of outputs	Installation width		Article Number
	8	4 SU / 72 mm		AKK-0816.03
	16	8 SU / 144 mm		AKK-1616.03
	24	12 SU / 216 mm		AKK-2416.03




Switch Actuator AKK Compact Fan Coil, MDRC, Secure

- **KNX Data Secure**
- **Operation mode - Fan coil:**
 - Control of 3/4-step ventilators/Fan coil units
 - Additional switch output in 3-step operation
 - Outputs interlocked against each other (software control)
 - Direct operation over three 1 Bit objects or single 1 Bit object (+/-)
 - Automatic operation via 1 Byte control value (0-100 %)
 - Suitable for 2-pipe/4-pipe systems
 - Output object to control heating-/cooling valves
 - Day/Night function to limit the ventilation steps at night
 - Emergency operation on failure of the control value
- **Operation mode - Switch Actuator:**
 - Normally open and normally closed
 - Time functions (switch-on / switch-off delay)
 - Staircase light function with selectable pre-warning time
 - Status feedback for all channels (active/passive)
 - Logical functions, 8 scenes per channel
 - Central functions and blocking objects for forced operation
 - Behaviour on Bus power failure/reset selectable

Compact version with bistable relays. Maximum current 16 A ohmic load, maximum capacitive load, 70 µF / 10 EVG



	Number of outputs	Installation width		Article Number
	4	2 SU / 36 mm	NEW Q2/26	AKK-04FC.04S

Switch Actuator AKK Compact Fan Coil, MDRC

- **Operation mode - Fan coil:**
 - Control of 3/4-step ventilators/Fan coil units
 - Additional switch output in 3-step operation
 - Outputs interlocked against each other (software control)
 - Direct operation over three 1 Bit objects or single 1 Bit object (+/-)
 - Automatic operation via 1 Byte control value (0-100 %)
 - Suitable for 2-pipe/4-pipe systems
 - Output object to control heating-/cooling valves
 - Day/Night function to limit the ventilation steps at night
 - Emergency operation on failure of the control value
- **Operation mode - Switch Actuator:**
 - Normally open and normally closed
 - Time functions (switch-on / switch-off delay)
 - Staircase light function with selectable pre-warning time
 - Status feedback for all channels (active/passive)
 - Logical functions, 8 scenes per channel
 - Central functions and blocking objects for forced operation
 - Behaviour on Bus power failure/reset selectable
 - Fast application download (long frame support as of ETS 5)

Compact version with bistable relays. Maximum current 16 A ohmic load, maximum capacitive load, 70 µF / 10 EVG




	Number of outputs	Installation width		Article Number
	4	2 SU / 36 mm		AKK-04FC.03

Switch Actuator AKK Compact 1-channel, 16 A, flush mounted

- **Function extension**
- Normally open and normally closed
- Time functions (switch-on / switch-off delay)
- Comprehensive staircase lighting and pulse functions
- Status feedback for all channels (active/passive)
- Logical functions
- Extended scene function per channel
- Central functions and blocking objects for forced operation
- Behaviour on Bus power failure/reset selectable
- Installation in an installation box
- Dimensions (H x W x D): 41 x 41 x 22 mm
- Fast application download (long frame support as of ETS 5)

For installation in an installation box. Version with bistable Relays. Maximum current 16 A ohmic load, maximum capacitive load, 70 μ F / 10 EVG





	Number of outputs	Article Number
	1	AKK-01UP.03

Switch Actuator AKK Compact 2-channel, 10 A, flush mounted

- **Function extension**
- Normally open and normally closed
- Time functions (switch-on / switch-off delay)
- Comprehensive staircase lighting and pulse functions
- Status feedback for all channels (active/passive)
- Logical functions
- Extended scene function per channel
- Central functions and blocking objects for forced operation
- Behaviour on Bus power reset selectable
- Installation in an installation box
- Dimensions (H x W x D): 41 x 41 x 22 mm
- Fast application download (long frame support as of ETS 5)

For installation in an installation box. Version with monostable relays. Maximum current 10 A ohmic load, maximum capacitive load 14 μ F / 2 ECG's



	Number of outputs	Article Number
	2	AKK-02UP.03

Switch Actuator AKK Compact 3-channel, Fan Coil, flush mounted

Operation mode - Fan coil:


- Control of 3-step ventilators/Fan coil units
- Outputs interlocked against each other (software control)
- Direct operation over three 1 Bit objects or single 1 Bit object (+/-)
- Automatic operation via 1 Byte control value (0-100 %)
- Suitable for 2-pipe/4-pipe systems
- Output object to control heating-/cooling valves
- Day/Night function to limit the ventilation steps at night
- Emergency operation on failure of the control value

Operation mode - Switch Actuator:

- Normally open and normally closed
- Time functions (switch-on / switch-off delay)
- Staircase light function with selectable pre-warning time
- Status feedback for all channels (active/passive)
- Logical functions, 8 scenes per channel
- Central functions and blocking objects for forced operation
- Behaviour on Bus power reset selectable
- For installation in a fan coil unit/junction box
- Dimensions (H x W x D): 41 x 41 x 22 mm
- Fast application download (long frame support as of ETS 5)

For installation in an installation box. Version with monostable relays. Maximum current 10 A ohmic load, maximum capacitive load 14 µF / 2 ECG's



	Number of outputs	Article Number
	3	AKK-03UP.03



Phase busbar for KNX actuators, 10 pieces

For the easy distribution of a phase to MDT switch actuators

- Reduces wiring effort
- **Can be separated at multiple points**
- Cross-section: 6 mm²
- Rated current: 40 A
- With 12 terminals, suitable for AKI, AMS, AKS (depending on version)
- With 15 terminals, suitable for AKK, AKU, AKS (depending on version)
- Packaging unit: 10 pieces
- 60 end caps included in the scope of delivery

Specially designed for MDT KNX actuators




	Terminals	Distribution		Article Number
	12	3 x 4	NEW Q2/26	ZUB-PS12A4
	15	3 x 5	NEW Q2/26	ZUB-PS15A5

End caps for MDT phase busbars, 25 sets

- 1 set includes a left and a right end cap
- Suitable for ZUB-PS12A4
- Suitable for ZUB-PS15A5

Spare part for MDT phase busbars








	NEW Q2/26	Article Number ZUB-ENCE25
---	------------------	-------------------------------------

Universal Actuator AKU, MDRC

- **Can be used as a Switch Actuator or as a Shutter Actuator**
- **Mixed operation as switch- and shutter Actuator**
- Heating control with PWM 0-100 %
- Push-button for manual operation and LED Indicator per channel
- **Practice-oriented ventilation function (window opened/tilted)**
- **Automatic sun shading/slat tracking based on sun position calculation**
- Time functions (switch on-/switch off delay, staircase light function)
- Status feedback for all channels (active/passive)
- Logical functions, 8 scenes per channel
- Central functions and blocking objects for forced operation
- Operation mode for shutter/blinds
- Travel-, pause- and step time selectable
- 1 Bit Automatic control and sun shading function
- 8 Bit object to position height and slats
- Behaviour on Bus power failure/reset selectable
- **4 mm² connection terminals. Individual L-connections**

Compact version with bistable relays. Maximum current 16 A ohmic load, maximum capacitive load, 100 µF / 15 ECG's. With sun position calculation



	Number of outputs	Installation width	Article Number
	4	4 SU / 72 mm	AKU-0416.03
	6	4 SU / 72 mm	AKU-0616.03
	8	4 SU / 72 mm	AKU-0816.03
	16	8 SU / 144 mm	AKU-1616.03
	24	12 SU / 216 mm	AKU-2416.03

Universal Actuator AKU, flush mounted

- max. current 10 A with ohmic load, 14 μ F / 2 EVG
- With sun position calculation and shading
- **Can be used as a Switch Actuator or as a Shutter Actuator**
- Heating control with PWM 0-100 %
- **Practice-oriented ventilation function (window opened/tilted)**
- **Automatic sun shading/slat tracking based on sun position calculation**
- Time functions (switch on-/switch off delay, staircase light function)
- Status feedback for all channels (active/passive)
- Logical functions, 8 scenes per channel
- Central functions and blocking objects for forced operation
- Operation mode for shutter/blinds
- Travel-, pause- and step time selectable
- Behaviour on Bus power reset selectable
- Dimensions (H x W x D): 41 x 41 x 22 mm

Flush mounted version, with monostable relays



	Number of outputs	Article Number
	2	AKU-02UP.03

Universal Actuator AKU with Binary Inputs, flush mounted

- max. current 10 A with ohmic load, 14 μ F / 2 EVG
- With sun position calculation and shading
- **Can be used as a Switch Actuator or as a Shutter Actuator**
- Heating control with PWM 0-100 %
- **Practice-oriented ventilation function (window opened/tilted)**
- **Automatic sun shading/slat tracking based on sun position calculation**
- **4 Binary inputs to connect potential free contacts (Mechanical Push-buttons, Switches, window contacts)**
- Time functions (switch on-/switch off delay, staircase light function)
- Status feedback for all channels (active/passive)
- Logical functions, 8 scenes per channel
- Central functions and blocking objects for forced operation
- Operation mode for shutter/blinds
- Travel-, pause- and step time selectable
- Behaviour on Bus power reset selectable
- Dimensions (H x W x D): 41 x 41 x 22 mm

Flush mounted version, with monostable relays



	Number of outputs	Number of inputs	Article Number
	2	4	AKU-B2UP.03





Room Actuator AKR, MDRC, Secure

- **KNX Data Secure**
- **Can be used as a Switch Actuator or as a Shutter Actuator**
- **Mixed operation as switch- and shutter Actuator**
- Heating control with PWM 0-100 %
- **Integrated room temperature controller with settable control parameters and externally adjustable setpoint value**
- Connection and evaluation of analogue temperature sensors
- Binary inputs to connect potential free contacts (Mechanical Push-buttons, Switches, window contacts)
- Fan coil functions
- **Practice-oriented ventilation function (window opened/tilted)**
- Time functions (switch on-/switch off delay, staircase light function)
- Central functions and blocking objects for forced operation
- Travel-, pause- and step time selectable
- **Comprehensive scene functions**
- Push-button for manual operation and LED Indicator per channel
- Behaviour on Bus power failure/reset selectable

Compact Version with bistable relay. Max. current 16 A with ohmic load, 140 µF. Connection and evaluation of analogue and digital inputs



	Number of outputs	Installation width		Article Number
	6	4 SU / 72 mm	NEW	AKR-IO86.01S
	8	4 SU / 72 mm	NEW	AKR-IO108.01S




Shutter Actuator JAL, MDRC, Secure



- **KNX Data Secure**
- with sun position calculation
- **Virtual interface in the ETS**
- **Central objects with optional delay**
- **Comprehensive application**
- Manual mode blockable and LED indicator per channel
- Operation mode for shutter/blinds
- **Practice-oriented ventilation function (window opened/tilted)**
- **Automatic sun shading/slat tracking based on sun position calculation**
- **Operating hours meter**
- Travel-, pause- and step time selectable
- Separately selectable travel time for up/down
- Tip operation for exact positioning
- Extended 1 Bit automatic position and scene functions
- 1 Byte value for absolute positioning of height and slats

For 230 V AC motors, max 300 W. With sun position calculation




	Number of outputs	Installation width		Article Number
	2	2 SU / 36 mm	NEW Q2/26	JAL-0210.03S
	4	4 SU / 72 mm	NEW Q2/26	JAL-0410.03S
	8	8 SU / 144 mm	NEW Q2/26	JAL-0810.03S

Shutter Actuator JAL, MDRC

- with sun position calculation
- **Comprehensive application**
- Manual mode blockable and LED indicator per channel
- Operation mode for shutter/blinds
- **Practice-oriented ventilation function (window opened/tilted)**
- **Automatic sun shading/slat tracking based on sun position calculation**
- Travel-, pause- and step time selectable
- Separately selectable travel time for up/down
- Tip operation for exact positioning
- Extended 1 Bit automatic position and scene functions
- 1 Byte value for absolute positioning of height and slats
- Alarm-, central- and locking function
- Behaviour after alarm and lock separately selectable
- Behaviour on Bus power failure/reset selectable
- Two L-connections each internally bridged

For 230 V AC motors, max 300 W. With sun position calculation





	Number of outputs	Installation width		Article Number
	2	2 SU / 36 mm		JAL-0210.02
	4	4 SU / 72 mm		JAL-0410.02
	8	8 SU / 144 mm		JAL-0810.02

Shutter Actuator JAL with travel time measurement, MDRC

- with sun position calculation
- **Comprehensive application**
- **The travel times are automatically measured and saved**
- Manual mode blockable and LED indicator per channel
- Operation mode for shutter/blinds
- **Practice-oriented ventilation function (window opened/tilted)**
- **Automatic sun shading/slat tracking based on sun position calculation**
- Travel-, pause- and step time selectable
- Separately selectable travel time for up/down
- Tip operation for exact positioning
- Extended 1 Bit automatic position and scene functions
- 1 Byte value for absolute positioning of height and slats
- Alarm-, central- and locking function
- Behaviour after alarm and lock separately selectable
- Behaviour on Bus power failure/reset selectable
- Two L-connections each internally bridged
- Fast application download (long frame support as of ETS 5)

For 230 V AC motors, max 300 W. With sun position calculation



	Number of outputs	Installation width	Article Number
	4	4 SU / 72 mm	JAL-0410M.02
	8	8 SU / 144 mm	JAL-0810M.02



Shutter Actuator JAL for 24 V DC Motors, MDRC, Secure



- **KNX Data Secure**
- with sun position calculation
- **Virtual interface in the ETS**
- **Central objects with optional delay**
- Manual mode blockable and LED indicator per channel
- Operation mode for shutter/blinds
- **Practice-oriented ventilation function (window opened/tilted)**
- **Automatic sun shading/slat tracking based on sun position calculation**
- **Operating hours meter**
- Travel-, pause- and step time selectable
- Separately selectable travel time for up/down
- Tip operation for exact positioning
- Extended 1 Bit automatic position and scene functions
- 1 Byte value for absolute positioning of height and slats
- Alarm-, central- and locking function
- Behaviour after alarm and lock separately selectable
- **For 24 V DC motors with 2 connections**
- **Integrated pole-changing circuit**

For 230 V AC motors, max 180 W. With sun position calculation





	Number of outputs	Installation width		Article Number
	4	4 SU / 72 mm	NEW Q2/26	JAL-0410D.03S
	8	8 SU / 144 mm	NEW Q2/26	JAL-0810D.03S

Shutter Actuator JAL for 24 V DC Motors, MDRC

- with sun position calculation
- Manual mode blockable and LED indicator per channel
- Operation mode for shutter/blinds
- **Practice-oriented ventilation function (window opened/tilted)**
- **Automatic sun shading/slat tracking based on sun position calculation**
- Travel-, pause- and step time selectable
- Separately selectable travel time for up/down
- Tip operation for exact positioning
- Extended 1 Bit automatic position and scene functions
- 1 Byte value for absolute positioning of height and slats
- Alarm-, central- and locking function
- Behaviour after alarm and lock separately selectable
- **For 24 V DC motors with 2 connections**
- **Integrated pole-changing circuit**
- Behaviour on Bus power failure/reset selectable
- Fast application download (long frame support as of ETS 5)

For 230 V AC motors, max 180 W. With sun position calculation




	Number of outputs	Installation width	Article Number
	4	4 SU / 72 mm	JAL-0410D.02
	8	8 SU / 144 mm	JAL-0810D.02

Shutter Actuator JAL, UP

- **Comprehensive application**
- Operation mode for shutter/blinds
- **Practice-oriented ventilation function (window opened/tilted)**
- Travel-, pause- and step time selectable
- Separately selectable travel time for up/down
- Tip operation for exact positioning
- Extended 1 Bit automatic position and scene functions
- 1 Byte value for absolute positioning of height and slats
- Alarm-, central- and locking function
- Behaviour after alarm and lock separately selectable
- Behaviour on Bus power failure/reset selectable
- Dimensions (H x W x D): 41 x 41 x 22 mm

For 230 V AC motors, max 300 W



	Number of outputs	Article Number
	1	JAL-01UP.02

Shutter Actuator JAL with Binary inputs, flush mounted

- **Function jalousie/shutter:**
- **Practice-oriented ventilation function (window opened/tilted)**
- **Automatic sun shading/slat tracking based on sun position calculation**
- Travel-, pause- and step time selectable
- Separately selectable travel time for up/down
- Tip operation for exact positioning
- Extended 1 Bit automatic position and scene functions
- 1 Byte value for absolute positioning of height and slats
- Alarm-, central- and locking function
- Behaviour on Bus power failure/reset selectable
- **Function binary inputs:**
- To connect **Push-buttons, switches, window contacts**
- Integrated evaluation of window contacts
- Binary inputs can be used internally or via objects in the KNX bus
- Blind- and shutter function for singular- and double Push-button operation
- **Binary inputs can be used as a Push-button interface**
- Dimensions (H x W x D): 41 x 41 x 22 mm

For 230 V AC motors,
max 300 W. With 4 binary
inputs and sun position
calculation





	Number of outputs	Number of inputs	Article Number
	1	4	JAL-B1UP.02

Dimming Actuator AKD 230 V, MDRC

- **Comprehensive application**
- **Optimised for dimmable LED lights (ab 2 W)**
- for HV-Halogen lamps and LV-Halogen lamps with trafo/ECG
- Selectable operation of leading-/trailing-edge dimming
- **Measurement of the effective power**
- **Integrated diagnostic function with plain text message**
- Overload/short-circuit and temperature protection with alarm message
- Time functions (switch on-/switch off delay, staircase light function)
- **Automatic time dependent dimming**
- **Soft start, global and individual Dimming speeds**
- **Day/Night function**
- Push-button for manual operation and LED Indicator per channel
- **Parallel operation of two channels with a total load of 500 W**
- Separate L-/N- connection for each channel, different phases possible (L1, L2, L3)

To switch and dimm 230 V lights. Rated output per channel 250 W. Parallel operation of 2 channels (500 W) possible




	Number of outputs	Installation width	Article Number
	2	3 SU / 54 mm	AKD-0201.02
	4	6 SU / 108 mm	AKD-0401.02

Dimming Control Device AKD 1-10 V, MDRC

- Push-button for manual operation and LED Indicator per channel
- To control 1-10 V ECG
- **With RGBW functionality**
- **RGB and HSV control with extensive colour functions**
- Control voltage for max. 30 ECG per channel
- Reverse polarity protection
- With built in switch relays for 30 ECG / 30 W, 20 ECG / 58 W, 15 ECG / 2 x 36 W, 10 ECG / 2 x 58 W
- Switch on behaviour selectable
- Minimum and maximum dimming value adjustable
- Dimming speed selectable
- Central functions
- 8 scenes per channel
- 1 Bit Automatic function

Dimming control device to switch and dimm 1-10 V EVG's with switchable relays, maximum current 16 A, maximum capacitive load 140 µF




	Number of outputs	Installation width	Article Number
	4	4 SU / 72 mm	AKD-0410V.02

LED Controller AKD 2-channel, 3/6 A, surface mounted

- **Comprehensive application**
- Absolute and relatives dimming
- **Tunable White colour temperature control**
- Selectable dimming curve, and PWM Frequency up to 1000 Hz
- Individual and predefined sequences (e.g. TV simulator)
- **Selectable load distribution: 2 channels each 3A**
- **Parallel operation of two channels with 6 A**
- **Operation modes: 2 x white or 1 x Tunable White**
- **Automatic colour temperature control Dim2Warm**
- **Dynamic daylight control HCL (Human Centric Lighting)**
- **Automatic time dependent dimming**
- **Day/Night function**
- Over current- and temperature monitoring
- **Intelligent 16 A C-load relay output to switch the external LED Power supply**
- Dimensions (H x W x D): 25 x 46 x 113 mm

For 12/24 V CV LED (Common Anode), 2 single channels or Tunable White





	Number of outputs	Article Number
	2	AKD-0224V.02

LED Controller AKD 3-channel, 3/6 A, surface mounted

- **Comprehensive application**
- Absolute and relatives dimming for HSV colours and RGB
- **Tunable White colour temperature control**
- Selectable dimming curve, and PWM Frequency up to 1000 Hz
- Individual and predefined sequences (e.g. TV simulator)
- **Selectable load distribution: 3 channels each 3 A or 1 channel 4.5 A and 2 channels each 2.25 A**
- **Parallel operation of two channels with 6 A**
- **Operation modes: 3 x white, RGB or Tunable White**
- **Automatic colour temperature control Dim2Warm**
- **Dynamic daylight control HCL (Human Centric Lighting)**
- **Automatic time dependent dimming**
- **Day/Night function**
- Over current- and temperature monitoring
- **Intelligent 16 A C-load relay output to switch the external LED Power supply**
- Dimensions (H x W x D): 25 x 46 x 113 mm


For 12/24 V CV LED (Common Anode), 3 single channels, RGB or Tunable White




	Number of outputs	Article Number
	3	AKD-0324V.02

LED Controller AKD 4-channel, 3/6 A, surface mounted


- **Comprehensive application**
- Absolute and relatives dimming for HSV colours and RGB
- **Tunable White colour temperature control**
- Selectable dimming curve, and PWM Frequency up to 1000 Hz
- Individual and predefined sequences (e.g. TV simulator)
- **Selectable load distribution: 4 channels each 3 A or 1 channel 5.25 A and 3 channels each 2.25 A**
- **Parallel operation of two channels with 6 A**
- **Operation modes: 4 x white, RGB, RGBW or 2 x Tunable White**
- **Automatic colour temperature control Dim2Warm**
- **Dynamic daylight control HCL (Human Centric Lighting)**
- **Automatic time dependent dimming**
- **Day/Night function**
- Over current- and temperature monitoring
- **Intelligent 16 A C-load relay output to switch the external LED Power supply**
- Dimensions (H x W x D): 25 x 46 x 113 mm




	Number of outputs	Article Number
	4	AKD-0424V.02

LED Controller AKD 4-channel, 2/4 A, MDRC

- **Comprehensive application**
- Absolute and relatives dimming for HSV colours and RGB
- **Tunable White colour temperature control**
- Selectable dimming curve, and PWM Frequency up to 1000 Hz
- General and individual Dimming speeds
- Individual and predefined sequences (e.g. TV simulator)
- Repetition of sequences for automatic colour control
- **Selectable load distribution: 4 channels each 2 A or 1 channel 3.5 A and 3 channels each 1.5 A**
- **Parallel operation of two channels with 4 A**
- **Operation modes: 4 x white, RGB, RGBW or 2 x Tunable White**
- **Automatic colour temperature control Dim2Warm**
- **Dynamic daylight control HCL (Human Centric Lighting)**
- **Automatic time dependent dimming**
- **Day/Night function**
- Over current- and temperature monitoring



	Number of outputs	Installation width	Article Number
	4	2 SU / 36 mm	AKD-0424R2.02


Acturio – Dimming Actuators

LED Controller AKD 4-channel, 4/8 A, MDRC

- **Comprehensive application**
- Absolute and relative dimming for HSV colours and RGB
- **Tunable White colour temperature control**
- Selectable dimming curve, and PWM Frequency up to 1000 Hz
- General and individual Dimming speeds
- Individual and predefined sequences (e.g. TV simulator)
- Repetition of sequences for automatic colour control
- **Selectable load distribution: 4 channels each 4 A or 1 channel 7 A and 3 channels each 3 A**
- **Parallel operation of two channels with 8 A**
- **Operation modes: 4 x white, RGB, RGBW or 2 x Tunable White**
- **Automatic colour temperature control Dim2Warm**
- **Dynamic daylight control HCL (Human Centric Lighting)**
- **Automatic time dependent dimming**
- **Day/Night function**
- Over current- and temperature monitoring
- **Intelligent 16 A C-load relay output to switch the external LED Power supply**

For 12/24 V CV LED (Common Anode), 4 single channels, RGB(W), Tunable White




	Number of outputs	Installation width	Article Number
	4	4 SU / 72 mm	AKD-0424R.02

LED Controller CC/CV 30 W, 230 V, 2-channel

- **Optimised Hybrid dimming for improved light quality**
- **Dimming range from 0.2 % ... 100 %, Minimum current 0.7 mA**
- Perfect dim behaviour over the entire dimming range
- **Maximum output power: 30 W over both channels**
- **Output max. current 700 mA**
- Constant current selectable via DIP switch
- Constant voltage operation with 24 V or 48 V
- **Tunable White colour temperature control**
- Selectable dimming curve, individual sequences
- **Operation modes: 2 x white or 1 x Tunable White**
- **Automatic colour temperature control Dim2Warm**
- **Dynamic daylight control HCL (Human Centric Lighting)**
- **Automatic time dependent dimming**
- Over current- and temperature monitoring
- **Integrated compact power supply**
- **Secondary connection cable length up to 6 m**
- Dimensions (H x W x D): 54 x 129 x 25 mm

With an integrated compact power supply. Constant Current LED-Controller with a maximum output current of 700 mA




	Number of outputs	Article Number
	2	AKD-0230CC.02

LED Controller CC/CV 60 W, 230 V, 2-channel

- **Optimised Hybrid dimming for improved light quality**
- **Dimming range from 0.2 % ... 100 %, Minimum current 1.4 mA**
- Perfect dim behaviour over the entire dimming range
- **Maximum output power: 60 W over both channels**
- **Output max. current 1,400 mA**
- Constant current selectable via DIP switch
- Constant voltage operation with 24 V or 48 V
- **Tunable White colour temperature control**
- Selectable dimming curve, individual sequences
- **Operation modes: 2 x white or 1 x Tunable White**
- **Automatic colour temperature control Dim2Warm**
- **Dynamic daylight control HCL (Human Centric Lighting)**
- **Automatic time dependent dimming**
- Over current- and temperature monitoring
- **Integrated compact power supply**
- **Secondary connection cable length up to 6 m**
- Dimensions (H x W x D): 54 x 129 x 25 mm

With an integrated compact power supply. Constant Current LED-Controller with a maximum output current of 1.400 mA



	Number of outputs	Article Number
	2	AKD-0260CC.02


DALI Control Broadcast Gateway, 4 channel, Secure



- **KNX Data Secure**
- **Supports up to 32 ECGs per channel**
- **Identification of faulty lights and ECGs, ECG quick replacement**
- Two integrated and separate DALI power supplies
- Supports DALI, DALI-2 Standard and DALI ECG DT6/DT8
- **Innovative HSV colour control, RGB und RGBW according to DALI DT8 Standard**
- **Tunable White colour temperature control**
- **Energy saving function to switch off the ECG's in the DALI channels (over an additional KNX switch actuator)**
- 16 Scenes

4 intelligent DALI Broadcast-channels



	Number of outputs	Installation width	Article Number
	4	4 SU / 71 mm	SCN-DABC4.01

Acturio – Dimming Actuators

DALI Control 64 Gateway

- **Individual control of up to 64 ECGs/16 DALI Groups**
- Supports DALI, DALI-2 Standard and DALI ECG DT6/DT8
- **Innovative HSV colour control, RGB, RGBW and XY colour according to DALI DT8 Standard**
- **Tunable White colour temperature control**
- **Integrated colour control module for independent control of the light colour**
- **Active status query of individual ECGs in the event of external override**
- **Supports ECGs device type 51, to provide energy or power values directly**
- Operation modes: normal, permanent, night, staircase, panic and manual
- 16 Scenes with individual dimming times
- **Energy saving function to switch off the ECG's in the DALI groups (over an additional KNX switch actuator)**
- **Identification of faulty lights and ECGs, ECG quick replacement**
- **Gratis DCA app for commissioning and configuring the DALI bus system, commissioning as of ETS 5**

The DALI-Gateway is DALI-2 certified. Colour settings through HSV control. 1 DALI-output



	Number of outputs	Installation width	Article Number
	1	4 SU / 71 mm	SCN-DA641.04

DALI Control 2x64 Gateway

- 2 DALI outputs for max. 2 x 64 ECGs
- **Single control of up to 64 ECGs / 16 DALI groups per output**
- Supports DALI, DALI-2 Standard and DALI ECG DT6/DT8
- **Innovative HSV colour control, RGB, RGBW and XY colour according to DALI DT8 Standard**
- **Tunable White colour temperature control**
- **Integrated colour control module for independent control of the light colour**
- **Active status query of individual ECGs in the event of external override**
- **Supports ECGs device type 51, to provide energy or power values directly**
- Operation modes: normal, permanent, night, staircase, panic and manual
- 16 Scenes with individual dimming times
- **Energy saving function to switch off the ECG's in the DALI groups (over an additional KNX switch actuator)**
- **Identification of faulty lights and ECGs, ECG quick replacement**
- **Gratis DCA app for commissioning and configuring the DALI bus system, commissioning as of ETS 5**

The DALI-Gateway is DALI-2 certified. Colour settings through HSV control. 1 DALI-output. 2 DALI-outputs



	Number of outputs	Installation width	Article Number
	2	4 SU / 71 mm	SCN-DA642.04


DALI Control PRO64 Gateway, with Web interface, Secure



- **Individual control of up to 64 ECGs/16 DALI Groups**
- **KNX Data Secure**
- **Supports DALI and DALI-2 Standard**
- Commissioning of up to 8 DALI-2 motion detectors or light sensors
- **Innovative HSV colour control, RGB, RGBW and XY colour according to DALI DT8 Standard in 64 single channel /16 Groups**
- **Tunable White colour temperature control, 64 individual channels/ 16 groups**
- Supports various DALI DT6/DT8 ECGs
- Support for DT1 single-battery emergency lights with colour control
- **Integrated colour control module for independent control of the light colour**
- **Active status query of individual ECGs in the event of external override**
- **Supports ECGs device type 51, to provide energy or power values directly**
- Integrated DALI constant light control for up to 3 lighting groups
- Manual operation for all 16 groups
- 16 Scenes with individual dimming times
- **Energy saving function, 16 flexible standby-groups to switch off any single channel /group of ECG's (over an additional KNX switch actuator)**
- Easy group allocation directly over the display

The DALI-Gateway is Multi-Master DALI-2 certified. Colour settings through HSV control. 1 DALI-output






	Number of outputs	Installation width	Article Number
	1	4 SU / 71 mm	SCN-DA641P.04S

Heating Actuator AKH

- **New generation with extended functionality**
- Each channel can control up to 4 valve drives (230 V AC)
- **Free assignment of the outputs to the controller channel**
- Control with 1 Bit (Switch/PWM) / 1 Byte (continuous) control variables or direct control with temperature value over the KNX Bus
- **Integrated PI temperature controller (heating and cooling)**
- Comfort-, night-, frost protection mode. summer-/winter operation
- Setpoint setting adjustment with 1 Bit +/-, 1 Byte or 2 Byte absolute object
- Independent setpoint setting for comfort, standby and night
- Setpoint storage in the event of a bus power failure
- Emergency operation on failure of the control value
- Overload protection with fault message object (230 V AC)
- Error message via object in case of 230 V supply voltage failure
- Heating request object as well as a valve anti-stick object
- **Comprehensive scene functions**
- **Compatible with many visualisations**
- **Minimum flow temperature**
- **Clear text diagnostics for each channel with a 14 Byte object**
- Fast application download (long frame support as of ETS 5)

Heating actuator to control electrothermic valve drives, with LED indication per channel



	Number of outputs	Installation width	Article Number
	4	2 SU / 36 mm	AKH-0400.03
	6	3 SU / 54 mm	AKH-0600.03
	8	4 SU / 72 mm	AKH-0800.03

Analog In-/Output 0-10 V, MDRC

- Each channel can be independently configured (in-/output)
- In-/output galvanically isolated from the KNX Bus
- In-/output have a common GND
- Voltage for output operation is generated in the actuator
- No external power supply required
- **Input mode:** Sensor type 0-10 V / 2-10 V or 0-20 mA / 4-20 mA (selectable), measured value scaling, adjustable data point types, min/max values, wire break detection, threshold value- and step control function
- **Output mode:** 0-10 V, selectable data point type, control input via 1 bit / 1 byte / 2 bytes, lock function, emergency mode, Day/Night function to limit the control value
- Fast application download (long frame support as of ETS 5)

Suitable as an analog output to control ventilation systems and other devices with 0-10 V input. Also suitable as analog input to collect rotational speed data or other 0 - 10 V measurements




	Number of channels	Installation width	Article Number
	4	2 SU / 36 mm	AIO-0410V.01

Analog In-/Output 0-10 V, flush mounted

- Each channel can be independently configured (in-/output)
- In-/output galvanically isolated from the KNX Bus
- In-/output have a common GND
- Voltage for output operation is generated in the actuator
- No external power supply required
- **Input mode:** Sensor type 0-10 V / 2-10 V or 0-20 mA / 4-20 mA (selectable), measured value scaling, adjustable data point types, min/max values, wire break detection, threshold value- and step control function
- **Output mode:** 0-10 V, selectable data point type, control input via 1 bit / 1 byte / 2 bytes, lock function, emergency mode, Day/Night function to limit the control value
- Installation in an installation box
- Dimensions (H x W x D): 41 x 41 x 12 mm
- Fast application download (long frame support as of ETS 5)

Suitable as an analog output to control ventilation systems and other devices with 0-10 V input. Also suitable as analog input to collect rotational speed data or other 0 - 10 V measurements




	Number of channels	Article Number
	2	AIO-0210V.01

Energy Meter 3-channel, 20 A, with direct measurement

- **3-phase bidirectional meter for active energy**
- **Energy Meter for single-phase or three-phase circuits**
- Measurement of the effective-/reactive and apparent power, voltage, current and power factor cos phi
- **Separate metering of energy, consumed from and supplied to the grid (kWh)**
- **Integrated True RMS current measurement**
- **Current measurement range 10 mA ... 20 A**
- **Threshold switch (1 Byte/2 Byte/2 Byte float)**
- Main and intermediate meter
- 4 mm² connection terminals
- Fast application download (long frame support as of ETS 5)

Industrial version. 3-Phase bidirectional meter. Direct measurement up to 20 A



	Current measuring range	Number of channels	Installation width	Article Number
	10 mA ... 20 A	3	4 SU / 72 mm	EZ-0320.01

Energy Meter 3-channel, 63 A, with transformer measurement

- **3-phase bidirectional meter for active energy**
- **3 single split core current transformers 63 A for easy folding installation included in the packaging**
- **Energy Meter for single-phase or three-phase circuits**
- Measurement of the effective-/reactive and apparent power, voltage, current and power factor cos phi
- **Separate metering of energy, consumed from and supplied to the grid (kWh)**
- **Integrated True RMS current measurement**
- **Current measurement range 30 mA ... 63 A**
- **Threshold switch (1 Byte/2 Byte/2 Byte float)**
- Main and intermediate meter
- 4 mm² connection terminals
- Cable length of the current transformers: 650 mm
- Fast application download (long frame support as of ETS 5)

Industrial version. 3-Phase bidirectional meter. Current transformer measurement up to 63 A



	Current measuring range	Number of channels	Installation width	Article Number
	30 mA ... 63 A	3	4 SU / 72 mm	EZ-0363.01



Sensors

Aurelio

Touch displays
and visualisation



Sensors

Lucilio

Stand alone push buttons with
functional glass finish



Sensors

Elevio

Thermoplast range for
installation in switch frames



Sensors

Motivio

Stand-alone Presence- /
Motion Detectors



Sensors

Sensario

Controllers, sensors, and
binary inputs

Sensors – Elevio

Thermoplast range for
installation in switch frames



Our high-quality assortments 55 and 63 fit into the design ranges of the following manufacturers

Assortment 55 – White

Fits 55 mm switch ranges, e.g.:

- GIRA Standard 55, E2, Event, Esprit
- BERKER S1, B3, B7
- JUNG A 500, A PLUS, A CREATION, AS 500, A550, A FLOW
- KOPP HK07, HK07 PURE

Assortment 55 – Black

Fits 55 mm switch ranges, e.g.:

- GIRA E2
- BERKER B3, B7
- JUNG A550
- MERTEN M-Pure
- KOPP HK07, HK07 PURE

Assortment 63 – Studio white

Fits 63 mm switch ranges, e.g.:

- Busch-Jaeger future linear, solo, carat, Busch-axcent

Push Button 55

- **Centred labelling field with cover foil for individual labelling**
- The buttons can be configured as pairs or as singular buttons
- Singular and double Push-button operation for switching, dimming, shutters, values
- **Innovative group control with long/extra long button press**
- Toggle up to four values or scenes
- Short/Long button press with 2 objects
- 4 Logic blocks
- Installation in an installation box using the included installation frame
- Integrated Bus coupler

Suitable for 55 mm switch ranges
















	Number of buttons	Colour	Article Number
	1 pair of buttons / 2 buttons	Pure White, matt finish	BE-TA5502.02
	2 pairs of buttons / 4 buttons	Pure White, matt finish	BE-TA5504.02
	3 pairs of buttons / 6 buttons	Pure White, matt finish	BE-TA5506.02
	4 pairs of buttons / 8 buttons	Pure White, matt finish	BE-TA5508.02
	1 pair of buttons / 2 buttons	Pure White, glossy finish	BE-TA5502.G2
	2 pairs of buttons / 4 buttons	Pure White, glossy finish	BE-TA5504.G2
	3 pairs of buttons / 6 buttons	Pure White, glossy finish	BE-TA5506.G2
	4 pairs of buttons / 8 buttons	Pure White, glossy finish	BE-TA5508.G2
	1 pair of buttons / 2 buttons	Black, matt finish	BE-TA550206.02
	2 pairs of buttons / 4 buttons	Black, matt finish	BE-TA550406.02
	3 pairs of buttons / 6 buttons	Black, matt finish	BE-TA550606.02
	4 pairs of buttons / 8 buttons	Black, matt finish	BE-TA550806.02

Push Button Plus 55

- **Centred labelling field with cover foil for individual labelling**
- The buttons can be configured as pairs or as singular buttons
- Singular and double Push-button operation for switching, dimming, shutters, values
- **Innovative group control with long/extra long button press**
- Toggle up to four values or scenes
- Short/Long button press with 2 objects
- 4 Logic blocks
- 2 operation/status LEDs (red/green) and orientation light independently controllable
- Switch object to control the LED-priority
- Installation in an installation box using the included installation frame
- Integrated Bus coupler

With LEDs for operation- / status indication and orientation light. Suitable for 55 mm switch ranges



	Number of buttons	Colour	Article Number
	1 pair of buttons / 2 buttons	Pure White, matt finish	BE-TA55P2.02
	2 pairs of buttons / 4 buttons	Pure White, matt finish	BE-TA55P4.02
	3 pairs of buttons / 6 buttons	Pure White, matt finish	BE-TA55P6.02
	4 pairs of buttons / 8 buttons	Pure White, matt finish	BE-TA55P8.02
	1 pair of buttons / 2 buttons	Pure White, glossy finish	BE-TA55P2.G2
	2 pairs of buttons / 4 buttons	Pure White, glossy finish	BE-TA55P4.G2
	3 pairs of buttons / 6 buttons	Pure White, glossy finish	BE-TA55P6.G2
	4 pairs of buttons / 8 buttons	Pure White, glossy finish	BE-TA55P8.G2
	1 pair of buttons / 2 buttons	Black, matt finish	BE-TA55P206.02
	2 pairs of buttons / 4 buttons	Black, matt finish	BE-TA55P406.02
	3 pairs of buttons / 6 buttons	Black, matt finish	BE-TA55P606.02
	4 pairs of buttons / 8 buttons	Black, matt finish	BE-TA55P806.02

Push Button Plus TS 55

- **Temperature sensor to measure the room temperature**
- **Centred labelling field with cover foil for individual labelling**
- The buttons can be configured as pairs or as singular buttons
- Singular and double Push-button operation for switching, dimming, shutters, values
- **Innovative group control with long/extra long button press**
- Toggle up to four values or scenes
- Short/Long button press with 2 objects
- 4 Logic blocks
- 2 operation/status LEDs (red/green) and orientation light independently controllable
- Switch object to control the LED-priority
- Installation in an installation box using the included installation frame
- Integrated Bus coupler

With temperature sensor. LEDs for operation- / status indication and orientation light. Suitable for 55 mm switch ranges




	Number of buttons	Colour	Article Number
	1 pair of buttons / 2 buttons	Pure White, matt finish	BE-TA55T2.02
	2 pairs of buttons / 4 buttons	Pure White, matt finish	BE-TA55T4.02
	3 pairs of buttons / 6 buttons	Pure White, matt finish	BE-TA55T6.02
	4 pairs of buttons / 8 buttons	Pure White, matt finish	BE-TA55T8.02
	1 pair of buttons / 2 buttons	Pure White, glossy finish	BE-TA55T2.G2
	2 pairs of buttons / 4 buttons	Pure White, glossy finish	BE-TA55T4.G2
	3 pairs of buttons / 6 buttons	Pure White, glossy finish	BE-TA55T6.G2
	4 pairs of buttons / 8 buttons	Pure White, glossy finish	BE-TA55T8.G2
	1 pair of buttons / 2 buttons	Black, matt finish	BE-TA55T206.02
	2 pairs of buttons / 4 buttons	Black, matt finish	BE-TA55T406.02
	3 pairs of buttons / 6 buttons	Black, matt finish	BE-TA55T606.02
	4 pairs of buttons / 8 buttons	Black, matt finish	BE-TA55T806.02



Push Button Light 55 Basic, Secure

- **KNX Data Secure**, integrated Bus coupler
- The buttons can be configured as pairs or as singular buttons
- **Intelligent one-button dimming**
- Advanced function „Send values“
- Singular and double Push-button operation for switching, dimming, shutters, values
- Toggle up to four values or scenes
- Short/Long button press with 2 objects
- **Innovative group control with long/extra long button press**
- Multitouch-function, sends up to 4 values on the same or different objects
- 4 Logic blocks
- Installation in an installation box using the included installation frame

Suitable for 55 mm switch ranges




	Number of buttons	Colour	Symbol		Article Number
	1 Push-button pair / 2 Push-buttons	Pure White, glossy finish	Neutral	NEW Q2/26	TAL-55B1002.02S
	2 Push-button pairs / 4 Push-buttons	Pure White, glossy finish	Neutral	NEW Q2/26	TAL-55B2002.02S
	1 Push-button pair / 2 Push-buttons	Black, matt finish	Neutral	NEW Q2/26	TAL-55B1006.02S
	2 Push-button pairs / 4 Push-buttons	Black, matt finish	Neutral	NEW Q2/26	TAL-55B2006.02S

Push Button Light 55 Basic

- The buttons can be configured as pairs or as singular buttons
- Singular and double Push-button operation for switching, dimming, shutters, values
- Toggle up to four values or scenes
- Short/Long button press with 2 objects
- **Innovative group control with long/extra long button press**
- Multitouch-function, sends up to 4 values on the same or different objects
- 4 Logic blocks
- Installation in an installation box using the included installation frame
- Integrated Bus coupler

Suitable for 55 mm switch ranges







	Number of buttons	Colour	Symbol		Article Number
	1 Push-button pair / 2 Push-buttons	Pure White, glossy finish	Neutral		BE-TAL55B1.01
	2 Push-button pairs / 4 Push-buttons	Pure White, glossy finish	Neutral		BE-TAL55B2.01
	1 Push-button pair / 2 Push-buttons	Black, matt finish	Neutral		BE-TAL55B106.01
	2 Push-button pairs / 4 Push-buttons	Black, matt finish	Neutral		BE-TAL55B206.01

Rockers for Push-button Light 55 Basic

- As a replacement rocker or for exchanging a labelled rocker by functional change



	Number of buttons	Colour	Symbol	Article Number
	1 Push-button pair / 2 Push-buttons	Pure White, glossy finish	Neutral	TAL-55BW1002.02
	1 Push-button pair / 2 Push-buttons	Black, matt finish	Neutral	TAL-55BW1006.02
	2 Push-button pairs / 4 Push-buttons	Pure White, glossy finish	Neutral	TAL-55BW2002.02
	2 Push-button pairs / 4 Push-buttons	Black, matt finish	Neutral	TAL-55BW2006.02



Push Button Light 55, 1-gang, Secure

- **KNX Data Secure**, integrated Bus coupler
- The buttons can be configured as pairs or as singular buttons
- Singular and double Push-button operation for switching, dimming, shutters, values
- **Intelligent one-button dimming**
- Advanced function „Send values“
- Toggle up to four values or scenes
- Short/Long button press with 2 objects
- **Innovative group control with long/extra long button press**
- Multitouch-function, sends up to 4 values on the same or different objects
- **Two RGBW status LEDs per Push-button pair**
- **LED brightness controllable via a day/night- or brightness object**
- 4 Logic blocks
- Installation in an installation box using the included installation frame

Version with 1 button pair / 2 buttons. Suitable for 55 mm switch ranges



	Colour	Symbol		Article Number
	Pure White, glossy finish	Neutral	NEW Q2/26	TAL-5501002.02S
	Pure White, glossy finish	Up/Down	NEW Q2/26	TAL-5501A02.02S
	Pure White, glossy finish	I/O	NEW Q2/26	TAL-5501B02.02S
	Black, matt finish	Neutral	NEW Q2/26	TAL-5501006.02S
	Black, matt finish	Up/Down	NEW Q2/26	TAL-5501A06.02S
	Black, matt finish	I/O	NEW Q2/26	TAL-5501B06.02S

Push Button Light 55, 1-gang

- The buttons can be configured as pairs or as singular buttons
- Singular and double Push-button operation for switching, dimming, shutters, values
- Toggle up to four values or scenes
- Short/Long button press with 2 objects
- **Innovative group control with long/extra long button press**
- Multitouch-function, sends up to 4 values on the same or different objects
- **Two RGBW status LEDs per Push-button pair**
- **LED brightness controllable via a day/night- or brightness object**
- 4 Logic blocks
- Installation in an installation box using the included installation frame
- Integrated Bus coupler

Version with 1 button pair / 2 buttons. Suitable for 55 mm switch ranges



	Colour	Symbol	Article Number
	Pure White, glossy finish	Neutral	BE-TAL5501.01
	Pure White, glossy finish	Up/Down	BE-TAL5501.A1
	Pure White, glossy finish	I/O	BE-TAL5501.B1
	Black, matt finish	Neutral	BE-TAL550106.01
	Black, matt finish	Up/Down	BE-TAL550106.A1
	Black, matt finish	I/O	BE-TAL550106.B1



Push Button Light 55, 1-gang, with temperature sensor, Secure

- **KNX Data Secure**, integrated Bus coupler
- **With temperature sensor to measure room temperature**
- The buttons can be configured as pairs or as singular buttons
- Singular and double Push-button operation for switching, dimming, shutters, values
- **Intelligent one-button dimming**
- Advanced function „Send values“
- Toggle up to four values or scenes
- Short/Long button press with 2 objects
- **Innovative group control with long/extra long button press**
- Multitouch-function, sends up to 4 values on the same or different objects
- **Two RGBW status LEDs per Push-button pair**
- **LED brightness controllable via a day/night- or brightness object**
- 4 Logic blocks
- Installation in an installation box using the included installation frame

Version with 1 button pair / 2 buttons und temperature sensor. Suitable for 55 mm switch ranges



	Colour	Symbol		Article Number
	Pure White, glossy finish	Neutral	NEW Q2/26	TAL-55T1002.02S
	Pure White, glossy finish	Up/Down	NEW Q2/26	TAL-55T1A02.02S
	Pure White, glossy finish	I/O	NEW Q2/26	TAL-55T1B02.02S
	Black, matt finish	Neutral	NEW Q2/26	TAL-55T1006.02S
	Black, matt finish	Up/Down	NEW Q2/26	TAL-55T1A06.02S
	Black, matt finish	I/O	NEW Q2/26	TAL-55T1B06.02S

Push Button Light 55, 1-gang, with temperature sensor

- **With temperature sensor to measure room temperature**
- The buttons can be configured as pairs or as singular buttons
- Singular and double Push-button operation for switching, dimming, shutters, values
- Toggle up to four values or scenes
- Short/Long button press with 2 objects
- **Innovative group control with long/extra long button press**
- Multitouch-function, sends up to 4 values on the same or different objects
- **Two RGBW status LEDs per Push-button pair**
- **LED brightness controllable via a day/night- or brightness object**
- 4 Logic blocks
- Installation in an installation box using the included installation frame
- Integrated Bus coupler

Version with 1 button pair / 2 buttons und temperature sensor. Suitable for 55 mm switch ranges



	Colour	Symbol	Article Number
	Pure White, glossy finish	Neutral	BE-TAL55T1.01
	Pure White, glossy finish	Up/Down	BE-TAL55T1.A1
	Pure White, glossy finish	I/O	BE-TAL55T1.B1
	Black, matt finish	Neutral	BE-TAL55T106.01
	Black, matt finish	Up/Down	BE-TAL55T106.A1
	Black, matt finish	I/O	BE-TAL55T106.B1



Push Button Light 55, 2-gang, Secure

- **KNX Data Secure**, integrated Bus coupler
- The buttons can be configured as pairs or as singular buttons
- Singular and double Push-button operation for switching, dimming, shutters, values
- **Intelligent one-button dimming**
- Advanced function „Send values“
- Toggle up to four values or scenes
- Short/Long button press with 2 objects
- **Innovative group control with long/extra long button press**
- Multitouch-function, sends up to 4 values on the same or different objects
- **Two RGBW status LEDs per Push-button pair**
- **LED brightness controllable via a day/night- or brightness object**
- 4 Logic blocks
- Installation in an installation box using the included installation frame

Version with 2 button pairs
4 buttons. Suitable for
55 mm switch ranges



	Colour	Symbol		Article Number
	Pure White, glossy finish	Neutral	NEW Q2/26	TAL-5502002.02S
	Pure White, glossy finish	Up/Down	NEW Q2/26	TAL-5502A02.02S
	Pure White, glossy finish	I/O	NEW Q2/26	TAL-5502B02.02S
	Pure White, glossy finish	Up/Down and I/O	NEW Q2/26	TAL-5502C02.02S
	Pure White, glossy finish	I/O and Up/Down	NEW Q2/26	TAL-5502D02.02S
	Black, matt finish	Neutral	NEW Q2/26	TAL-5502006.02S
	Black, matt finish	Up/Down	NEW Q2/26	TAL-5502A06.02S
	Black, matt finish	I/O	NEW Q2/26	TAL-5502B06.02S
	Black, matt finish	Up/Down and I/O	NEW Q2/26	TAL-5502C06.02S
	Black, matt finish	I/O and Up/Down	NEW Q2/26	TAL-5502D06.02S

Push Button Light 55, 2-gang

- The buttons can be configured as pairs or as singular buttons
- Singular and double Push-button operation for switching, dimming, shutters, values
- Toggle up to four values or scenes
- Short/Long button press with 2 objects
- **Innovative group control with long/extra long button press**
- Multitouch-function, sends up to 4 values on the same or different objects
- **Two RGBW status LEDs per Push-button pair**
- **LED brightness controllable via a day/night- or brightness object**
- 4 Logic blocks
- Installation in an installation box using the included installation frame
- Integrated Bus coupler

Version with 2 button pairs / 4 buttons. Suitable for 55 mm switch ranges



	Colour	Symbol	Article Number
	Pure White, glossy finish	Neutral	BE-TAL5502.01
	Pure White, glossy finish	Up/Down	BE-TAL5502.A1
	Pure White, glossy finish	I/O	BE-TAL5502.B1
	Pure White, glossy finish	Up/Down and I/O	BE-TAL5502.C1
	Pure White, glossy finish	I/O and Up/Down	BE-TAL5502.D1
	Black, matt finish	Neutral	BE-TAL550206.01
	Black, matt finish	Up/Down	BE-TAL550206.A1
	Black, matt finish	I/O	BE-TAL550206.B1
	Black, matt finish	Up/Down and I/O	BE-TAL550206.C1
	Black, matt finish	I/O and Up/Down	BE-TAL550206.D1



Push Button Light 55, 2-gang, with temperature sensor, Secure

- **KNX Data Secure**, integrated Bus coupler
- **With temperature sensor to measure room temperature**
- The buttons can be configured as pairs or as singular buttons
- Singular and double Push-button operation for switching, dimming, shutters, values
- **Intelligent one-button dimming**
- Advanced function „Send values“
- Toggle up to four values or scenes
- Short/Long button press with 2 objects
- **Innovative group control with long/extra long button press**
- Multitouch-function, sends up to 4 values on the same or different objects
- **Two RGBW status LEDs per Push-button pair**
- **LED brightness controllable via a day/night- or brightness object**
- 4 Logic blocks
- Installation in an installation box using the included installation frame

Version with 2 sensor pairs / 4 sensor areas and temperature sensor. Suitable for 55 mm switch ranges



	Colour	Symbol		Article Number
	Pure White, glossy finish	Neutral	NEW Q2/26	TAL-55T2002.02S
	Pure White, glossy finish	Up/Down	NEW Q2/26	TAL-55T2A02.02S
	Pure White, glossy finish	I/O	NEW Q2/26	TAL-55T2B02.02S
	Pure White, glossy finish	Up/Down and I/O	NEW Q2/26	TAL-55T2C02.02S
	Pure White, glossy finish	I/O and Up/Down	NEW Q2/26	TAL-55T2D02.02S
	Black, matt finish	Neutral	NEW Q2/26	TAL-55T2006.02S
	Black, matt finish	Up/Down	NEW Q2/26	TAL-55T2A06.02S
	Black, matt finish	I/O	NEW Q2/26	TAL-55T2B06.02S
	Black, matt finish	Up/Down and I/O	NEW Q2/26	TAL-55T2C06.02S
	Black, matt finish	I/O and Up/Down	NEW Q2/26	TAL-55T2D06.02S

Push Button Light 55, 2-gang, with temperature sensor

- **With temperature sensor to measure room temperature**
- The buttons can be configured as pairs or as singular buttons
- Singular and double Push-button operation for switching, dimming, shutters, values
- Toggle up to four values or scenes
- Short/Long button press with 2 objects
- **Innovative group control with long/extra long button press**
- Multitouch-function, sends up to 4 values on the same or different objects
- **Two RGBW status LEDs per Push-button pair**
- **LED brightness controllable via a day/night- or brightness object**
- 4 Logic blocks
- Installation in an installation box using the included installation frame
- Integrated Bus coupler

Version with 2 sensor pairs / 4 sensor areas and temperature sensor. Suitable for 55 mm switch ranges



	Colour	Symbol	Article Number
	Pure White, glossy finish	Neutral	BE-TAL55T2.01
	Pure White, glossy finish	Up/Down	BE-TAL55T2.A1
	Pure White, glossy finish	I/O	BE-TAL55T2.B1
	Pure White, glossy finish	Up/Down and I/O	BE-TAL55T2.C1
	Pure White, glossy finish	I/O and Up/Down	BE-TAL55T2.D1
	Black, matt finish	Neutral	BE-TAL55T206.01
	Black, matt finish	Up/Down	BE-TAL55T206.A1
	Black, matt finish	I/O	BE-TAL55T206.B1
	Black, matt finish	Up/Down and I/O	BE-TAL55T206.C1
	Black, matt finish	I/O and Up/Down	BE-TAL55T206.D1





Push Button Light 55, 4-gang, Secure

- **KNX Data Secure**, integrated Bus coupler
- Multitouch-function, sends up to 4 values on the same or different objects
- **Intelligent one-button dimming**
- Advanced function „Send values“
- **Innovative group control with long/extra long button press**
- Singular Push-button operation for switching, dimming, shutters, values
- Toggle up to four values or scenes
- Short/Long button press with 2 objects
- **Four RGBW status LEDs**
- **LED brightness controllable via a day/night- or brightness object**

Version with 4 buttons.
Suitable for 55 mm switch ranges





	Colour	Symbol		Article Number
	Pure White, glossy finish	Neutral	NEW Q2/26	TAL-5504002.02S
	Black, matt finish	Neutral	NEW Q2/26	TAL-5504006.02S

Push Button Light 55, 4-gang

- Multitouch-function, sends up to 4 values on the same or different objects
- **Innovative group control with long/extra long button press**
- Singular Push-button operation for switching, dimming, shutters, values
- Toggle up to four values or scenes
- Short/Long button press with 2 objects
- **Four RGBW status LEDs**
- **LED brightness controllable via a day/night- or brightness object**
- Integrated Bus coupler

Version with 4 buttons.
Suitable for 55 mm switch ranges



	Colour	Symbol		Article Number
	Pure White, glossy finish	Neutral		BE-TAL5504.01
	Black, matt finish	Neutral		BE-TAL550406.01





Push Button Light 55, 4-gang, with temperature sensor, Secure

- **KNX Data Secure**, integrated Bus coupler
- **With temperature sensor to measure room temperature**
- **Intelligent one-button dimming**
- Advanced function „Send values“
- Multitouch-function, sends up to 4 values on the same or different objects
- **Innovative group control with long/extra long button press**
- Singular Push-button operation for switching, dimming, shutters, values
- Toggle up to four values or scenes
- Short/Long button press with 2 objects
- **Four RGBW status LEDs**
- **LED brightness controllable via a day/night- or brightness object**

Version with 4 buttons and temperature sensor. Suitable for 55 mm switch ranges





	Colour	Symbol		Article Number
	Pure White, glossy finish	Neutral	NEW Q2/26	TAL-55T4002.02S
	Black, matt finish	Neutral	NEW Q2/26	TAL-55T4006.02S

Push Button Light 55, 4-gang, with temperature sensor

- **With temperature sensor to measure room temperature**
- Multitouch-function, sends up to 4 values on the same or different objects
- **Innovative group control with long/extra long button press**
- Singular Push-button operation for switching, dimming, shutters, values
- Toggle up to four values or scenes
- Short/Long button press with 2 objects
- **Four RGBW status LEDs**
- **LED brightness controllable via a day/night- or brightness object**
- Integrated Bus coupler

Version with 4 buttons and temperature sensor. Suitable for 55 mm switch ranges



	Colour	Symbol		Article Number
	Pure White, glossy finish	Neutral		BE-TAL55T4.01
	Black, matt finish	Neutral		BE-TAL55T406.01

Assortment 55




Rockers for Push-button Lite 55

- As a replacement rocker or for exchanging a labelled rocker by functional change



	Number of buttons	Colour	Symbol	Article Number
	1 Push-button pair / 2 Push-buttons	Pure White, glossy finish	Neutral	TAL-55W1002.02
	1 Push-button pair / 2 Push-buttons	Black, matt finish	Neutral	TAL-55W1006.02
	1 Push-button pair / 2 Push-buttons	Pure White, glossy finish	Up/Down	TAL-55W1A02.02
	1 Push-button pair / 2 Push-buttons	Black, matt finish	Up/Down	TAL-55W1A06.02
	1 Push-button pair / 2 Push-buttons	Pure White, glossy finish	I/O	TAL-55W1B02.02
	1 Push-button pair / 2 Push-buttons	Black, matt finish	I/O	TAL-55W1B06.02
	2 Push-button pairs / 4 Push-buttons	Pure White, glossy finish	Neutral	TAL-55W2002.02
	2 Push-button pairs / 4 Push-buttons	Black, matt finish	Neutral	TAL-55W2006.02
	2 Push-button pairs / 4 Push-buttons	Pure White, glossy finish	Up/Down	TAL-55W2A02.02
	2 Push-button pairs / 4 Push-buttons	Black, matt finish	Up/Down	TAL-55W2A06.02
	2 Push-button pairs / 4 Push-buttons	Pure White, glossy finish	I/O	TAL-55W2B02.02
	2 Push-button pairs / 4 Push-buttons	Black, matt finish	I/O	TAL-55W2B06.02
	2 Push-button pairs / 4 Push-buttons	Pure White, glossy finish	Up/Down and I/O	TAL-55W2C02.02
	2 Push-button pairs / 4 Push-buttons	Black, matt finish	Up/Down and I/O	TAL-55W2C06.02
	2 Push-button pairs / 4 Push-buttons	Pure White, glossy finish	I/O and Up/Down	TAL-55W2D02.02

Rockers for Push-button Lite 55



	Number of buttons	Colour	Symbol	Article Number
	2 Push-button pairs / 4 Push-buttons	Black, matt finish	I/O and Up/Down	TAL-55W2D06.02
	4 Push-buttons	Pure White, glossy finish	Neutral	TAL-55W4002.02
	4 Push-buttons	Black, matt finish	Neutral	TAL-55W4006.02

Push Button Smart 55

- **Active colour display for function and status indication**
- **Selectable background colour and brightness of the display (white or black)**
- Display brightness adjustable over brightness- and day/night object
- Display of inside-/outside temperature and time of day
- Multitouch-function, sends up to 4 values on the same or different objects
- **Innovative group control with long/extra long button press**
- Singular and double Push-button operation for switching, dimming, shutters, values
- **Adjustable symbols and texts for each button/function**
- Short/Long button press with 2 objects
- Installation in an installation box using the included installation frame
- Recommended installation height: 1.05 ... 1.20 m
- **No additional power supply required**
- Integrated Bus coupler

With 4 mechanical buttons, suitable for 55 mm switch ranges





	Number of buttons	Colour	Article Number
	4 Push-buttons	Pure White, glossy finish	BE-TAS5504.01
	4 Push-buttons	Black, matt finish	BE-TAS550406.01

Push Button Smart 55, with Temperature and Humidity Sensor

- **Active colour display for function and status indication**
- **Selectable background colour and brightness of the display (white or black)**
- Display brightness adjustable over brightness- and day/night object
- Display of inside-/outside temperature and time of day
- Multitouch-function, sends up to 4 values on the same or different objects
- **Innovative group control with long/extra long button press**
- Singular and double Push-button operation for switching, dimming, shutters, values
- **Adjustable symbols and texts for each button/function**
- Short/Long button press with 2 objects
- **Temperature sensor to measure the room temperature**
- Additional function to set the temperature and operation mode
- **No additional power supply required**
- Installation in an installation box using the included installation frame
- Recommended installation height: 1.05 ... 1.20 m
- Integrated Bus coupler

With 4 mechanical buttons, temperature- and humidity sensor, including functions for temperature and operation mode adjustment. Suitable for 55 mm switch ranges





	Number of buttons	Colour	Article Number
	4 Push-buttons	Pure White, glossy finish	BE-TAS55T4.01
	4 Push-buttons	Black, matt finish	BE-TAS55T406.01

Shutter Push Button Smart 55

- **Active colour display for function and status indication**
- Display brightness adjustable over brightness- and day/night object
- **Display of height, slats and wind-/rain-/frost alarm**
- Up/down Push-button for manual operation
- **Innovative group control with long/extra long button press**
- **Time switch with 8 switching times, power reserve**
- **Daily-/weekly-/astro switch function**
- **Automatic bank holiday calculation**
- Switching times adjustable over the ETS and Push-buttons
- Control of height and slats via the time switch
- **Manual activation of the time switch and automatic sun shading**
- Output object for Date and Time (Master)
- Date and time adjustable over the KNX Bus (Slave)
- 8 logic blocks each with 4 inputs
- **No additional power supply required**
- Integrated Bus coupler

Version with 4 buttons and integrated time switch. Suitable for 55 mm switch ranges




	Number of buttons	Colour	Article Number
	4 Push-buttons	Pure White, glossy finish	BE-JTA5504.01
	4 Push-buttons	Black, matt finish	BE-JTA550406.01






Motion Detector / Automatic Switch 55, Secure

- **KNX Data Secure**, integrated Bus coupler
- **Motion detector with 2 sensors and brightness sensor**
- Detection angle H 180° / V 15°, area of detection 6 ... 10 m
- **Suitable for house pets up to 12 kg**
- **Activation sensitivity for day, night, and presence individually selectable**
- **Detection of movement direction**
- 2 Light channels, 1 HVC- and Alarm channel
- **Short-term presence to reduce the follow up time**
- Master/slave function, scenes and logic functions
- **Integrated white LED nightlight**
- Day/night function, orientation light function
- Blocking- and forced operation with release time
- External Push-button input for automatic and manual operation
- Recommended installation height: 1.05 ... 1.20 m

Motion Detector with 2 sensors. Integrated Bus coupler. Suitable for 55 mm switch ranges







	Colour		Article Number
	Pure White, matt finish	NEW Q2/26	BWM-55001.03S
	Pure White, glossy finish	NEW Q2/26	BWM-55002.03S
	Black, matt finish	NEW Q2/26	BWM-55006.03S

Motion Detector / Automatic Switch 55

- **Motion detector with 2 sensors and brightness sensor**
- Detection angle H 180° / V 15°, area of detection 6 ... 10 m
- **Suitable for house pets up to 12 kg**
- **Activation sensitivity for day, night, and presence individually selectable**
- **Detection of movement direction**
- 2 Light channels, 1 HVC- and Alarm channel
- **Short-term presence to reduce the follow up time**
- Master/slave function, scenes and logic functions
- **Integrated white LED nightlight**
- Day/night function, orientation light function
- Blocking- and forced operation with release time
- External Push-button input for automatic and manual operation
- Recommended installation height: 1.05 ... 1.20 m
- Integrated Bus coupler

Motion Detector with 2 sensors. Integrated Bus coupler. Suitable for 55 mm switch ranges



	Colour		Article Number
	Pure White, matt finish		SCN-BWM55.02
	Pure White, glossy finish		SCN-BWM55.G2
	Black, matt finish		SCN-BWM5506.02






Motion Detector / Automatic Switch TS 55, Secure

- **KNX Data Secure**, integrated Bus coupler
- **Motion detector with 2 sensors and brightness sensor**
- **Two sensor surfaces for selectable functions**
- **Temperature sensor to measure the room temperature**
- Detection angle H 180° / V 15°, area of detection 6 ... 10 m
- **Suitable for house pets up to 12 kg**
- **Activation sensitivity for day, night, and presence individually selectable**
- **Detection of movement direction**
- 2 Light channels, 1 HVC- and Alarm channel
- **Short-term presence to reduce the follow up time**
- Master/slave function, scenes and logic functions
- **Integrated white LED nightlight**
- Day/night function, orientation light function
- Blocking- and forced operation with release time

Motion Detector with 2 sensors. Version with temperature sensor and 2 sensor areas. Integrated Bus coupler. Suitable for 55 mm switch ranges







	Number of buttons	Colour		Article Number
	2 sensor surfaces	Pure White, matt finish	NEW Q2/26	BWM-55T01.03S
	2 sensor surfaces	Pure White, glossy finish	NEW Q2/26	BWM-55T02.03S
	2 sensor surfaces	Black, matt finish	NEW Q2/26	BWM-55T06.03S

Motion Detector / Automatic Switch TS 55

- **Motion detector with 2 sensors and brightness sensor**
- **Two sensor surfaces for selectable functions**
- **Temperature sensor to measure the room temperature**
- Detection angle H 180° / V 15°, area of detection 6 ... 10 m
- **Suitable for house pets up to 12 kg**
- **Activation sensitivity for day, night, and presence individually selectable**
- **Detection of movement direction**
- 2 Light channels, 1 HVC- and Alarm channel
- **Short-term presence to reduce the follow up time**
- Master/slave function, scenes and logic functions
- **Integrated white LED nightlight**
- Day/night function, orientation light function
- Blocking- and forced operation with release time
- External Push-button input for automatic and manual operation

Motion Detector with 2 sensors. Version with temperature sensor and 2 sensor areas. Integrated Bus coupler. Suitable for 55 mm switch ranges



	Number of buttons	Colour		Article Number
	2 sensor surfaces	Pure White, matt finish		SCN-BWM55T.02
	2 sensor surfaces	Pure White, glossy finish		SCN-BWM55T.G2
	2 sensor surfaces	Black, matt finish		SCN-BWM55T06.02






Motion Detector 2.2 m TS 55, Secure

- **KNX Data Secure**, integrated Bus coupler
- Suitable for 55 mm switch ranges
- **Motion detector with 2 sensors and brightness sensor**
- **Temperature sensor to measure the room temperature**
- **Activation sensitivity for day, night, and presence individually selectable**
- 2 Light channels, 1 HVC- and Alarm channel
- **Short-term presence to reduce the follow up time**
- Master/slave function, scenes and logic functions
- **Day/Night function**
- Blocking- and forced operation with release time
- External Push-button input for automatic and manual operation
- Recommended installation height: 2.20 m
- Installation in an installation box using the included installation frame

Motion Detector with 2 sensors and temperature sensor. For wall mounting at 2.2 m. Suitable for 55 mm switch ranges






	Colour		Article Number
	Pure White, matt finish	NEW	PSE-B552T01.02S
	Pure White, glossy finish	NEW	PSE-B552T02.02S
	Black, matt finish	NEW	PSE-B552T06.02S

Motion Detector 2.2 m TS 55

- Suitable for 55 mm switch ranges
- **Motion detector with 2 sensors and brightness sensor**
- **Temperature sensor to measure the room temperature**
- **Activation sensitivity for day, night, and presence individually selectable**
- 2 Light channels, 1 HVC- and Alarm channel
- **Short-term presence to reduce the follow up time**
- Master/slave function, scenes and logic functions
- **Day/Night function**
- Blocking- and forced operation with release time
- External Push-button input for automatic and manual operation
- Recommended installation height: 2.20 m
- Installation in an installation box using the included installation frame
- Integrated Bus coupler

Motion Detector with 2 sensors and temperature sensor. For wall mounting at 2.2 m. Suitable for 55 mm switch ranges



	Colour		Article Number
	Pure White, matt finish	NEW	PSE-B552T01.02
	Pure White, glossy finish	NEW	PSE-B552T02.02
	Black, matt finish	NEW	PSE-B552T06.02




Assortment 55

Surface Mounting Frame for the Motion Detector 2.2 m TS 55

- Frame for installation of the Motion Detector PSE-B552T0x.02x
- Dimensions (H x W x D): 58 x 58 x 16.5 mm

Frame for surface mounted installation of Motion Detectors







	Colour	Article Number
	Pure White, matt finish	PSE-B552R01.01
	Pure White, glossy finish	PSE-B552R02.01
	Black, matt finish	PSE-B552R06.01

Room Temperature Controller 55

- **Selectable controller type (2-step, PI, PWM)**
- Setpoint storage in the event of a bus power failure
- Bit/Byte object for set point adjustment
- Temperature control of rooms, Measurement range -10 ... +50 °C
- Temperature min/max memory, messages and Frost/heat protection alarm
- Setpoint adjustment via visualisation, e.g MDT VisuControl
- Day-/night-/frost protection mode
- Status via HVAC and RHCC objects
- Operation mode change via Bit/Byte object
- Installation in an installation box using the included installation frame
- Integrated Bus coupler

Temperature controller, suitable for 55 mm switch ranges






	Colour	Article Number
	Pure White, matt finish	SCN-RT1UP.01
	Pure White, glossy finish	SCN-RT1UP.G1
	Black, matt finish	SCN-RT1UP06.01

Room Temperature Sensor 55

- Min/Max limits selectable
- Frost-/heat alarm
- Min/Max value memory
- Temperature sensor
- Measurement range -10 ... +50 °C
- Installation in an installation box using the included installation frame
- Integrated Bus coupler

Temperature sensor, suitable for 55 mm switch ranges






	Colour	Article Number
	Pure White, matt finish	SCN-TS1UP.01
	Pure White, glossy finish	SCN-TS1UP.G1
	Black, matt finish	SCN-TS1UP06.01

Room temperature controller 55, with an adjustment wheel

- **Selectable controller type (2-step, PI, PWM)**
- Setpoint storage in the event of a bus power failure
- Bit/Byte object for set point adjustment
- Temperature control of rooms, Measurement range -10 ... +50 °C
- Temperature min/max memory, messages and Frost/heat protection alarm
- Setpoint adjustment via visualisation, e.g MDT VisuControl
- Day-/night-/frost protection mode
- Status via HVAC and RHCC objects
- Operation mode change via Bit/Byte object
- Installation in an installation box using the included installation frame

With an adjustment wheel for set point regulation, suitable for 55 mm switch ranges





	Colour	Article Number
	Pure White, matt finish	SCN-RT1UPE.01
	Pure White, glossy finish	SCN-RT1UPE.G1
	Black, matt finish	SCN-RT1UPE06.01

Room Temperature Controller Smart 55

- **Active colour display for function and status indication**
- **Selectable background colour and brightness of the display (white or black)**
- **Display of set- and actual temperature**
- Room Temperature Controller
- Measurement range -10 ... +50 °C
- **Selectable controller type (2-step, PI, PWM)**
- Easy setpoint adjustment over separate +/- Push-buttons
- 1 Bit +/-, 1 Byte or 2 Byte absolute object for setpoint adjustment
- Setpoint storage in the event of a bus power failure
- Temperature min/max memory, messages and Frost/heat protection alarm
- Operation mode change via Bit/Byte object
- **Temperature- and Humidity sensor with calculation of the condensation point**
- **Notification when leaving the comfort zone**
- **4 Binary inputs to connect potential free contacts (Mechanical Push-buttons, Switches, window contacts)**
- **Ventilation control with manual and automatic operation**

With colour display, temperature-/humidity sensor and 4 inputs. Suitable for 55 mm switch ranges





	Number of buttons	Number of inputs	Colour	Article Number
	4 Push-buttons	4	Pure White, glossy finish	SCN-RTR55S.01
	4 Push-buttons	4	Black, matt finish	SCN-RTR55S06.01

Room Temperature Extension Unit Smart 55

- **Active colour display for function and status indication**
- **Selectable background colour and brightness of the display (white or black)**
- **Display of set- and actual temperature**
- **Room temperature extension unit for rooms**
- Measurement range -10 ... +50 °C
- Easy setpoint adjustment over separate +/- Push-buttons
- 1 Bit +/-, 1 Byte or 2 Byte absolute object for setpoint adjustment
- **Temperature min/max memory and messages**
- **Room temperature control in combination with the MDT AKH-Heating actuators**
- **Ventilation control with manual and automatic operation**
- Installation in an installation box using the included installation frame
- Recommended installation height: 1.60 m
- Integrated Bus coupler

With colour display, temperature-/humidity sensor. Suitable for 55 mm switch ranges





	Number of buttons	Colour	Article Number
	4 Push-buttons	Pure White, glossy finish	SCN-RTN55S.01
	4 Push-buttons	Black, matt finish	SCN-RTN55S06.01

Object Controller 55

- Room Temperature Controller
- Measurement range -10 ... +50 °C
- **Selectable controller type (2-step, PI, PWM)**
- 1 Bit +/-, 1 Byte or 2 Byte absolute object for setpoint adjustment
- Setpoint storage in the event of a bus power failure
- Temperature min/max memory, messages and Frost/heat protection alarm
- Operation mode change via Bit/Byte object
- **Temperature- and Humidity sensor with calculation of the condensation point**
- **Notification when leaving the comfort zone**
- **4 Binary inputs to connect potential free contacts (Mechanical Push-buttons, Switches, window contacts)**
- **Ventilation control with manual and automatic operation**
- 14 Byte object for plain text diagnosis
- Installation in an installation box using the included installation frame
- Recommended installation height: 1.60 m
- Integrated Bus coupler

With temperature-/humidity sensor and 4 inputs. Suitable for 55 mm switch ranges





	Number of inputs	Colour	Article Number
	4	Pure White, glossy finish	SCN-RTR550.01
	4	Black, matt finish	SCN-RTR55006.01

Room Temperature / Humidity Sensor 55

- Room temperature sensor
- Measurement range -10 ... +50 °C
- **Humidity sensor with calculation of the condensation point**
- **Notification when leaving the comfort zone**
- **Temperature min/max memory and messages**
- Installation in an installation box using the included installation frame
- Recommended installation height: 1.60 m
- Integrated Bus coupler

With temperature and humidity sensor. Suitable for 55 mm switch ranges







	Colour	Article Number
	Pure White, glossy finish	SCN-TFS55.01
	Black, matt finish	SCN-TFS5506.01

Assortment 55

CO2/VOC Combi sensor 55

- **Combi Sensor to measure the CO2 and Mixed gas concentration (VOC), the room temperature and the relative humidity**
- Upper and lower threshold value selectable per measured value
- Integrated room temperature controller (2-step, PI, PWM)
- **Air quality control function selectable as step-/ PI-controller for CO2-/ or VOC-sensor**
- 4-step controller with 1 Bit outputs or 1 Byte output with selectable thresholds
- Adjustable PI controller, external setpoint shift
- **Air quality status indication light for CO2 or VOC concentration with 4 colour channels and adjustable output objects (1-bit / scenes / RGB / HSV)**
- **Day/Night function**
- Installation in an airtight flush mounted installation box using the included installation frame
- Supply voltage via KNX bus, no auxiliary voltage required





	Colour	Article Number
	Pure White, matt finish	SCN-CO2MGS01.02
	Pure White, glossy finish	SCN-CO2MGS.02
	Black, matt finish	SCN-CO2MGS06.02

LED Indicator 55

- **12 switchable RGB status LEDs**
- **Centred labelling field with cover foil for individual labelling**
- **3 Objects per LED**
- **4 possible states per LED (Value=0, Value=1, Priorities object=1, Object failure)**
- 8 logic blocks each with 8 inputs
- 4 Modules to compare telegrams
- Brightness selectable in 2 steps
- **Day/Night function**
- Switch off/reduction of brightness
- Present/absence object
- **Failure monitoring of the objects with an alert function**
- Object with an alert function (e.g. absent or open window)
- Integrated Bus coupler





	Colour	Article Number
	Pure White, glossy finish	SCN-LED55.01
	Black, matt finish	SCN-LED5506.01

Frame 1-gang for assortment 55, IT/US

- The installation frame type E is suitable for the following installation boxes: Legrand 503E, Vimar V71703, Legrand 1-Gang Low Voltage Swing Bracket for Retrofit, Carlon 1 gang US Box, Kaiser 662
- Dimensions (H x W x D): 82 x 121 x 12 mm

Design frame 1-gang, incl. installation frame type E international, for the assortment 55





	Number of gangs	Colour	Article Number
	1	Pure White, glossy finish	BE-RA1FE02.01
	1	Black, matt finish	BE-RA1FE06.01

Frame 2-gang for assortment 55, IT

- The installation frame type F is suitable for the following installation boxes: Legrand 504E, Vimar V71704
- Dimensions (H x W x D): 82 x 141 x 12 mm

Design frame 2-gang, incl. installation frame type F international, for the assortment 55




	Number of gangs	Colour	Article Number
	2	Pure White, glossy finish	BE-RA2FF02.01
	2	Black, matt finish	BE-RA2FF06.01



Push Button Light 63, 1-gang, Secure


- **KNX Data Secure**, integrated Bus coupler
- The buttons can be configured as pairs or as singular buttons
- Singular and double Push-button operation for switching, dimming, shutters, values
- **Intelligent one-button dimming**
- Advanced function „Send values“
- Toggle up to four values or scenes
- Short/Long button press with 2 objects
- **Innovative group control with long/extra long button press**
- Multitouch-function, sends up to 4 values on the same or different objects
- **Two RGBW status LEDs per Push-button pair**
- **LED brightness controllable via a day/night- or brightness object**
- 4 Logic blocks
- Installation in an installation box using the included installation frame



	Colour	Symbol		Article Number
	Studio white, glossy	Neutral	NEW Q2/26	TAL-6301004.02S
	Studio white, glossy	Up/Down	NEW Q2/26	TAL-6301A04.02S
	Studio white, glossy	I/O	NEW Q2/26	TAL-6301B04.02S

Push Button Light 63, 1-gang

- The buttons can be configured as pairs or as singular buttons
- Singular and double Push-button operation for switching, dimming, shutters, values
- Toggle up to four values or scenes
- Short/Long button press with 2 objects
- **Innovative group control with long/extra long button press**
- Multitouch-function, sends up to 4 values on the same or different objects
- **Two RGBW status LEDs per Push-button pair**
- **LED brightness controllable via a day/night- or brightness object**
- 4 Logic blocks
- Installation in an installation box using the included installation frame
- Integrated Bus coupler



	Colour	Symbol		Article Number
	Studio white, glossy	Neutral		BE-TAL6301.01
	Studio white, glossy	Up/Down		BE-TAL6301.A1
	Studio white, glossy	I/O		BE-TAL6301.B1



Push Button Light 63, 1-gang, with temperature sensor, Secure

- **KNX Data Secure**, integrated Bus coupler
- **With temperature sensor to measure room temperature**
- The buttons can be configured as pairs or as singular buttons
- Singular and double Push-button operation for switching, dimming, shutters, values
- **Intelligent one-button dimming**
- Advanced function „Send values“
- Toggle up to four values or scenes
- Short/Long button press with 2 objects
- **Innovative group control with long/extra long button press**
- Multitouch-function, sends up to 4 values on the same or different objects
- **Two RGBW status LEDs per Push-button pair**
- **LED brightness controllable via a day/night- or brightness object**
- 4 Logic blocks
- Installation in an installation box using the included installation frame

Version with 1 button pair / 2 buttons und temperature sensor. Suitable for 63 mm switch ranges



	Colour	Symbol		Article Number
	Studio white, glossy	Neutral	NEW Q2/26	TAL-63T1004.02S
	Studio white, glossy	Up/Down	NEW Q2/26	TAL-63T1A04.02S
	Studio white, glossy	I/O	NEW Q2/26	TAL-63T1B04.02S

Push Button Light 63, 1-gang, with temperature sensor

- **With temperature sensor to measure room temperature**
- The buttons can be configured as pairs or as singular buttons
- Singular and double Push-button operation for switching, dimming, shutters, values
- Toggle up to four values or scenes
- Short/Long button press with 2 objects
- **Innovative group control with long/extra long button press**
- Multitouch-function, sends up to 4 values on the same or different objects
- **Two RGBW status LEDs per Push-button pair**
- **LED brightness controllable via a day/night- or brightness object**
- 4 Logic blocks
- Installation in an installation box using the included installation frame
- Integrated Bus coupler

Version with 1 button pair / 2 buttons und temperature sensor. Suitable for 63 mm switch ranges



	Colour	Symbol		Article Number
	Studio white, glossy	Neutral		BE-TAL63T1.01
	Studio white, glossy	Up/Down		BE-TAL63T1.A1
	Studio white, glossy	I/O		BE-TAL63T1.B1

Assortment 63



Push Button Light 63, 2-gang, Secure

- **KNX Data Secure**, integrated Bus coupler
- The buttons can be configured as pairs or as singular buttons
- Singular and double Push-button operation for switching, dimming, shutters, values
- **Intelligent one-button dimming**
- Advanced function „Send values“
- Toggle up to four values or scenes
- Short/Long button press with 2 objects
- **Innovative group control with long/extra long button press**
- Multitouch-function, sends up to 4 values on the same or different objects
- **Two RGBW status LEDs per Push-button pair**
- **LED brightness controllable via a day/night- or brightness object**
- 4 Logic blocks
- Installation in an installation box using the included installation frame

Version with 2 button pairs / 4 buttons. Suitable for 63 mm switch ranges



	Colour	Symbol		Article Number
	Studio white, glossy	Neutral	NEW Q2/26	TAL-6302004.02S
	Studio white, glossy	Up/Down	NEW Q2/26	TAL-6302A04.02S
	Studio white, glossy	I/O	NEW Q2/26	TAL-6302B04.02S
	Studio white, glossy	Up/Down and I/O	NEW Q2/26	TAL-6302C04.02S
	Studio white, glossy	I/O and Up/Down	NEW Q2/26	TAL-6302D04.02S

Push Button Light 63, 2-gang

- The buttons can be configured as pairs or as singular buttons
- Singular and double Push-button operation for switching, dimming, shutters, values
- Toggle up to four values or scenes
- Short/Long button press with 2 objects
- **Innovative group control with long/extra long button press**
- Multitouch-function, sends up to 4 values on the same or different objects
- **Two RGBW status LEDs per Push-button pair**
- **LED brightness controllable via a day/night- or brightness object**
- 4 Logic blocks
- Installation in an installation box using the included installation frame
- Integrated Bus coupler

Version with 2 button pairs / 4 buttons. Suitable for 63 mm switch ranges



	Colour	Symbol	Article Number
	Studio white, glossy	Neutral	BE-TAL6302.01
	Studio white, glossy	Up/Down	BE-TAL6302.A1
	Studio white, glossy	I/O	BE-TAL6302.B1
	Studio white, glossy	Up/Down and I/O	BE-TAL6302.C1
	Studio white, glossy	I/O and Up/Down	BE-TAL6302.D1








Push Button Light 63, 2-gang, with temperature sensor, Secure

- **KNX Data Secure**, integrated Bus coupler
- **With temperature sensor to measure room temperature**
- The buttons can be configured as pairs or as singular buttons
- Singular and double Push-button operation for switching, dimming, shutters, values
- **Intelligent one-button dimming**
- Advanced function „Send values“
- Toggle up to four values or scenes
- Short/Long button press with 2 objects
- **Innovative group control with long/extra long button press**
- Multitouch-function, sends up to 4 values on the same or different objects
- **Two RGBW status LEDs per Push-button pair**
- **LED brightness controllable via a day/night- or brightness object**
- 4 Logic blocks
- Installation in an installation box using the included installation frame

Version with 2 sensor pairs / 4 sensor areas and temperature sensor. Suitable for 63 mm switch ranges



	Colour	Symbol		Article Number
	Studio white, glossy	Neutral	NEW Q2/26	TAL-63T2004.02S
	Studio white, glossy	Up/Down	NEW Q2/26	TAL-63T2A04.02S
	Studio white, glossy	I/O	NEW Q2/26	TAL-63T2B04.02S
	Studio white, glossy	Up/Down and I/O	NEW Q2/26	TAL-63T2C04.02S
	Studio white, glossy	I/O and Up/Down	NEW Q2/26	TAL-63T2D04.02S

Push Button Light 63, 2-gang, with temperature sensor

- **With temperature sensor to measure room temperature**
- The buttons can be configured as pairs or as singular buttons
- Singular and double Push-button operation for switching, dimming, shutters, values
- Toggle up to four values or scenes
- Short/Long button press with 2 objects
- **Innovative group control with long/extra long button press**
- Multitouch-function, sends up to 4 values on the same or different objects
- **Two RGBW status LEDs per Push-button pair**
- **LED brightness controllable via a day/night- or brightness object**
- 4 Logic blocks
- Installation in an installation box using the included installation frame
- Integrated Bus coupler

Version with 2 sensor pairs / 4 sensor areas and temperature sensor. Suitable for 63 mm switch ranges



	Colour	Symbol	Article Number
	Studio white, glossy	Neutral	BE-TAL63T2.01
	Studio white, glossy	Up/Down	BE-TAL63T2.A1
	Studio white, glossy	I/O	BE-TAL63T2.B1
	Studio white, glossy	Up/Down and I/O	BE-TAL63T2.C1
	Studio white, glossy	I/O and Up/Down	BE-TAL63T2.D1




Push Button Light 63, 4-gang, Secure

- **KNX Data Secure**, integrated Bus coupler
- **Intelligent one-button dimming**
- Advanced function „Send values“
- Multitouch-function, sends up to 4 values on the same or different objects
- **Innovative group control with long/extra long button press**
- Singular Push-button operation for switching, dimming, shutters, values
- Toggle up to four values or scenes
- Short/Long button press with 2 objects
- **Four RGBW status LEDs**
- **LED brightness controllable via a day/night- or brightness object**

Version with 4 buttons.
Suitable for 63 mm switch ranges



	Colour	Symbol		Article Number
	Studio white, glossy	Neutral	NEW Q2/26	TAL-6304004.02S

Push Button Light 63, 4-gang

- Multitouch-function, sends up to 4 values on the same or different objects
- **Innovative group control with long/extra long button press**
- Singular Push-button operation for switching, dimming, shutters, values
- Toggle up to four values or scenes
- Short/Long button press with 2 objects
- **Four RGBW status LEDs**
- **LED brightness controllable via a day/night- or brightness object**
- Integrated Bus coupler

Version with 4 buttons.
Suitable for 63 mm switch ranges



	Colour	Symbol		Article Number
	Studio white, glossy	Neutral		BE-TAL6304.01



Push Button Light 63, 4-gang, with temperature sensor, Secure

- **KNX Data Secure**, integrated Bus coupler
- **With temperature sensor to measure room temperature**
- **Intelligent one-button dimming**
- Advanced function „Send values“
- Multitouch-function, sends up to 4 values on the same or different objects
- **Innovative group control with long/extra long button press**
- Singular Push-button operation for switching, dimming, shutters, values
- Toggle up to four values or scenes
- Short/Long button press with 2 objects
- **Four RGBW status LEDs**
- **LED brightness controllable via a day/night- or brightness object**

Version with 4 buttons and temperature sensor. Suitable for 63 mm switch ranges



	Colour	Symbol		Article Number
	Studio white, glossy	Neutral	NEW Q2/26	TAL-63T4004.02S

Push Button Light 63, 4-gang, with temperature sensor

- **With temperature sensor to measure room temperature**
- Multitouch-function, sends up to 4 values on the same or different objects
- **Innovative group control with long/extra long button press**
- Singular Push-button operation for switching, dimming, shutters, values
- Toggle up to four values or scenes
- Short/Long button press with 2 objects
- **Four RGBW status LEDs**
- **LED brightness controllable via a day/night- or brightness object**
- Integrated Bus coupler

Version with 4 buttons and temperature sensor. Suitable for 63 mm switch ranges











	Colour	Symbol		Article Number
	Studio white, glossy	Neutral		BE-TAL63T4.01

Assortment 63

Rockers for Push Button Light 63

- As a replacement rocker or for exchanging a labelled rocker by functional change



	Colour	Symbol	Article Number
	Studio white, glossy	Neutral	TAL-63W1004.02
	Studio white, glossy	Up/Down	TAL-63W1A04.02
	Studio white, glossy	I/O	TAL-63W1B04.02
	Studio white, glossy	Neutral	TAL-63W2004.02
	Studio white, glossy	Up/Down	TAL-63W2A04.02
	Studio white, glossy	I/O	TAL-63W2B04.02
	Studio white, glossy	Up/Down and I/O	TAL-63W2C04.02
	Studio white, glossy	I/O and Up/Down	TAL-63W2D04.02
	Studio white, glossy	Neutral	TAL-63W4004.02

Push Button Smart 63

- **Active colour display for function and status indication**
- **Selectable background colour and brightness of the display (white or black)**
- Display brightness adjustable over brightness- and day/night object
- Display of inside-/outside temperature and time of day
- Multitouch-function, sends up to 4 values on the same or different objects
- **Innovative group control with long/extra long button press**
- Singular and double Push-button operation for switching, dimming, shutters, values
- **Adjustable symbols and texts for each button/function**
- Short/Long button press with 2 objects
- Installation in an installation box using the included installation frame
- Recommended installation height: 1.05 ... 1.20 m
- **No additional power supply required**
- Integrated Bus coupler

With 4 mechanical buttons, suitable for 63 mm switch ranges



	Number of buttons	Colour	Article Number
	4 Push-buttons	Studio white, glossy	BE-TAS6304.01

Push Button Smart 63, with Temperature and Humidity Sensor

- **Active colour display for function and status indication**
- **Selectable background colour and brightness of the display (white or black)**
- Display brightness adjustable over brightness- and day/night object
- Display of inside-/outside temperature and time of day
- Multitouch-function, sends up to 4 values on the same or different objects
- **Innovative group control with long/extra long button press**
- Singular and double Push-button operation for switching, dimming, shutters, values
- **Adjustable symbols and texts for each button/function**
- Short/Long button press with 2 objects
- **Temperature sensor to measure the room temperature**
- Additional function to set the temperature and operation mode
- Installation in an installation box using the included installation frame
- **No additional power supply required**
- Recommended installation height: 1.05 ... 1.20 m
- Integrated Bus coupler

With 4 mechanical buttons, temperature- and humidity sensor, including functions for temperature and operation mode adjustment. Suitable for 63 mm switch ranges



	Number of buttons	Colour	Article Number
	4 Push-buttons	Studio white, glossy	BE-TAS63T4.01

Assortment 63



Motion Detector / Automatic Switch 63, Secure

- **KNX Data Secure**, integrated Bus coupler
- **Motion detector with 2 sensors and brightness sensor**
- Detection angle H 180° / V 15°, area of detection 6 ... 10 m
- **Suitable for house pets up to 12 kg**
- **Activation sensitivity for day, night, and presence individually selectable**
- **Detection of movement direction**
- 2 Light channels, 1 HVC- and Alarm channel
- **Short-term presence to reduce the follow up time**
- Master/slave function, scenes and logic functions
- **Integrated white LED nightlight**
- Day/night function, orientation light function
- Blocking- and forced operation with release time
- External Push-button input for automatic and manual operation
- Recommended installation height: 1.05 ... 1.20 m

Motion Detector with 2 sensors. Integrated Bus coupler. Suitable for 63 mm switch ranges




	Colour		Article Number
	Studio white, glossy	NEW Q2/26	BWM-63004.03S

Motion Detector / Automatic Switch 63

- **Motion detector with 2 sensors and brightness sensor**
- Detection angle H 180° / V 15°, area of detection 6 ... 10 m
- **Suitable for house pets up to 12 kg**
- **Activation sensitivity for day, night, and presence individually selectable**
- **Detection of movement direction**
- 2 Light channels, 1 HVC- and Alarm channel
- **Short-term presence to reduce the follow up time**
- Master/slave function, scenes and logic functions
- **Integrated white LED nightlight**
- Day/night function, orientation light function
- Blocking- and forced operation with release time
- External Push-button input for automatic and manual operation
- Recommended installation height: 1.05 ... 1.20 m
- Integrated Bus coupler

Motion Detector with 2 sensors. Integrated Bus coupler. Suitable for 63 mm switch ranges





	Colour		Article Number
	Studio white, glossy		SCN-BWM63.02



Motion Detector / Automatic Switch TS 63, Secure


- **KNX Data Secure**, integrated Bus coupler
- **Motion detector with 2 sensors and brightness sensor**
- **Two sensor surfaces for selectable functions**
- **Temperature sensor to measure the room temperature**
- Detection angle H 180° / V 15°, area of detection 6 ... 10 m
- **Suitable for house pets up to 12 kg**
- **Activation sensitivity for day, night, and presence individually selectable**
- **Detection of movement direction**
- 2 Light channels, 1 HVC- and Alarm channel
- **Short-term presence to reduce the follow up time**
- Master/slave function, scenes and logic functions
- **Integrated white LED nightlight**
- Day/night function, orientation light function
- Blocking- and forced operation with release time
- External Push-button input for automatic and manual operation
- Recommended installation height: 1.05 ... 1.20 m




	Number of buttons	Colour		Article Number
	2 sensor surfaces	Studio white, glossy	NEW Q2/26	BWM-63T04.03S

Motion Detector / Automatic Switch TS 63

- **Motion detector with 2 sensors and brightness sensor**
- **Two sensor surfaces for selectable functions**
- **Temperature sensor to measure the room temperature**
- Detection angle H 180° / V 15°, area of detection 6 ... 10 m
- **Suitable for house pets up to 12 kg**
- **Activation sensitivity for day, night, and presence individually selectable**
- **Detection of movement direction**
- 2 Light channels, 1 HVC- and Alarm channel
- **Short-term presence to reduce the follow up time**
- Master/slave function, scenes and logic functions
- **Integrated white LED nightlight**
- Day/night function, orientation light function
- Blocking- and forced operation with release time
- External Push-button input for automatic and manual operation
- Recommended installation height: 1.05 ... 1.20 m
- Integrated Bus coupler

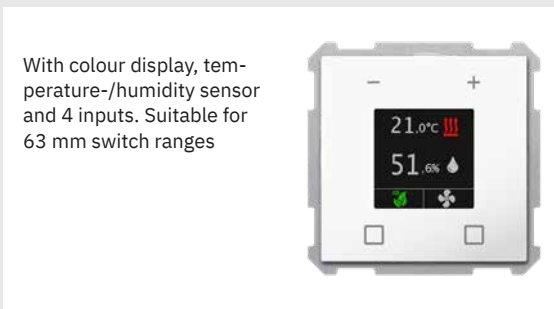



	Number of buttons	Colour		Article Number
	2 sensor surfaces	Studio white, glossy		SCN-BWM63T.02

Assortment 63

Room Temperature Controller Smart 63


- **Active colour display for function and status indication**
- **Selectable background colour and brightness of the display (white or black)**
- **Display of set- and actual temperature**
- Room Temperature Controller
- Measurement range -10 ... +50 °C
- **Selectable controller type (2-step, PI, PWM)**
- Easy setpoint adjustment over separate +/- Push-buttons
- 1 Bit +/-, 1 Byte or 2 Byte absolute object for setpoint adjustment
- Setpoint storage in the event of a bus power failure
- Temperature min/max memory, messages and Frost/heat protection alarm
- Operation mode change via Bit/Byte object
- **Temperature- and Humidity sensor with calculation of the condensation point**
- **Notification when leaving the comfort zone**
- **4 Binary inputs to connect potential free contacts (Mechanical Push-buttons, Switches, window contacts)**
- **Ventilation control with manual and automatic operation**
- 14 Byte object for plain text diagnosis
- Installation in an installation box using the included installation frame
- Recommended installation height: 1.60 m




	Number of buttons	Number of inputs	Colour	Article Number
	4 Push-buttons	4	Studio white, glossy	SCN-RTR63S.01

Room Temperature Extension Unit Smart 63

- **Active colour display for function and status indication**
- **Selectable background colour and brightness of the display (white or black)**
- **Display of set- and actual temperature**
- **Room temperature extension unit for rooms**
- Measurement range -10 ... +50 °C
- Easy setpoint adjustment over separate +/- Push-buttons
- 1 Bit +/-, 1 Byte or 2 Byte absolute object for setpoint adjustment
- **Temperature min/max memory and messages**
- **Room temperature control in combination with the MDT AKH-Heating actuators**
- **Ventilation control with manual and automatic operation**
- Installation in an installation box using the included installation frame
- Recommended installation height: 1.60 m
- Integrated Bus coupler




	Number of buttons	Colour	Article Number
	4 Push-buttons	Studio white, glossy	SCN-RTN63S.01

Object Controller 63

- Room Temperature Controller
- Measurement range -10 ... +50 °C
- **Selectable controller type (2-step, PI, PWM)**
- 1 Bit +/-, 1 Byte or 2 Byte absolute object for setpoint adjustment
- Setpoint storage in the event of a bus power failure
- Temperature min/max memory, messages and Frost/heat protection alarm
- Operation mode change via Bit/Byte object
- **Temperature- and Humidity sensor with calculation of the condensation point**
- **Notification when leaving the comfort zone**
- **4 Binary inputs to connect potential free contacts (Mechanical Push-buttons, Switches, window contacts)**
- **Ventilation control with manual and automatic operation**
- 14 Byte object for plain text diagnosis
- Installation in an installation box using the included installation frame
- Recommended installation height: 1.60 m
- Integrated Bus coupler

With temperature-/humidity sensor and 4 inputs. Suitable for 63 mm switch ranges




	Number of inputs	Colour	Article Number
	4	Studio white, glossy	SCN-RTR630.01

Room Temperature / Humidity Sensor 63

- Room temperature sensor
- Measurement range -10 ... +50 °C
- **Humidity sensor with calculation of the condensation point**
- **Notification when leaving the comfort zone**
- **Temperature min/max memory and messages**
- Installation in an installation box using the included installation frame
- Recommended installation height: 1.60 m
- Integrated Bus coupler

With temperature and humidity sensor. Suitable for 63 mm switch ranges



	Colour	Article Number
	Studio white, glossy	SCN-TFS63.01



Assortment 63

Push Button Smart 86

- Large, active colour display for functions- and status indication
- Up to 12 functions on 2 or 3 levels (2 x 6 or 3 x 4 functions)
- Up to 6 functions without level changing
- Mapping function for convenient function allocation
- Slap function with extended function range
- **Innovative group control with long/extra long button press**
- Extended info display with up to 6 values in 3 lines
- The buttons can be configured as pairs or as singular buttons
- **Adjustable symbols and texts for each button/function**
- **Display of status information (1 Bit) and notification (14 Byte)**
- Singular and double Push-button operation for switching, dimming, shutters, values
- RGB status LEDs individually adjustable per level
- Display of inside-/outside temperature and time of day
- Display brightness automatically over light sensor and day/night object
- **No additional power supply required**
- Recommended installation height: 1.10 ... 1.25 m (as Push-button)
- Frameless mounting in installation box
- Dimensions (H x W): 86 x 86 mm
- Integrated Bus coupler

Six ergonomically designed mechanical buttons, colour display and RGB-status indication. Applicable as 4/6/8/12-gang Push-button. Integrated Bus coupler




	Number of buttons	Colour	Article Number
	6	Pure White, glossy finish	BE-TAS86.02
	6	Black, matt finish	BE-TAS8606.02

Push Button Smart 86, with Temperature Sensor

- Large, active colour display for functions- and status indication
- Up to 12 functions on 2 or 3 levels (2 x 6 or 3 x 4 functions)
- Up to 6 functions without level changing
- Mapping function for convenient function allocation
- Slap function with extended function range
- **Innovative group control with long/extra long button press**
- Extended info display with up to 6 values in 3 lines
- The buttons can be configured as pairs or as singular buttons
- **Adjustable symbols and texts for each button/function**
- **Display of status information (1 Bit) and notification (14 Byte)**
- **With temperature sensor to measure room temperature**
- Additional function to set the temperature and operation mode
- Singular and double Push-button operation for switching, dimming, shutters, values
- Short/Long button press with 2 objects
- RGB status LEDs individually adjustable per level
- Display of inside-/outside temperature and time of day
- Display brightness automatically over light sensor and day/night object
- **No additional power supply required**
- Dimensions (H x W): 86 x 86 mm
- Recommended installation height: 1.50 ... 1.60 m (as Central Unit)

Six ergonomically designed mechanical buttons, colour display and RGB-status indication. Applicable as 4/6/8/12-gang Push-button. Integrated Bus coupler




	Number of buttons	Colour	Article Number
	6	Pure White, glossy finish	BE-TAS86T.02
	6	Black, matt finish	BE-TAS86T06.02



Assortment 86

Central Operation Unit Smart 86

- **Large, active colour display (automatic brightness adjustment)**
- **Four direct operating functions for frequently used functions**
- **20 functions via menu and time switch** (e.g. dimming/ blinds/ switching/ sending values/ scenes/ temperature setpoints)
- **Code lock with 4-6 digits**, to lock and unlock the device or alarm activation
- **Daily-/weekly-/astro switch function** (20 channels each with 6 switching times)
- **Holiday function with time frame activation**
- **Automatic bank holiday calculation**
- **Comfortable room temperature controller with temperature sensor**
- **Ventilation control with manual and automatic operation**
- **Display of inside-/outside temperature, setpoint value and time of day/ date**
- **Display of status information (1 Bit) and notification (14 Byte)**
- 6 status LEDs independently controllable
- 6 logic blocks each with 4 inputs
- **No additional power supply required**
- Installation in an installation box using the included installation frame
- Dimensions (H x W): 86 x 86 mm
- Recommended installation height: 1.60 m
- Integrated Bus coupler


Six ergonomically designed mechanical buttons, colour display and RGB-status indication. Central Operatrion Unit with upto 24 functions, integrated time switch and room temperature controller



	Number of buttons	Colour	Article Number
	6	Pure White, glossy finish	BE-BZS86.01
	6	Black, matt finish	BE-BZS8606.01

Sensors – Lucilio

Stand alone push buttons with functional glass finish





Glass Push Button II Light, 1-gang, Secure

- **KNX Data Secure**, integrated Bus coupler
- **Comprehensive application**
- The buttons can be configured as pairs or as singular buttons
- **Intelligent one-button dimming**
- Advanced function „Send values“
- Singular and double Push-button operation for switching, dimming, shutters, values
- Toggle up to four values or scenes
- Short/Long button press with 2 objects
- Multitouch-function, sends up to 4 values on the same or different objects
- **Innovative group control with long/extra long button press**
- **Slap function with additional switch object**

Version with 1 sensor pair / 2 sensor areas. Integrated Bus coupler



	Colour	Symbol		Article Number
	White	Neutral	NEW Q2/26	GTL-100W.02S
	White	Up/Down	NEW Q2/26	GTL-10AW.02S
	Black	Neutral	NEW Q2/26	GTL-100S.02S
	Black	Up/Down	NEW Q2/26	GTL-10AS.02S

Glass Push Button II Light, 1-gang

- **Comprehensive application**
- The buttons can be configured as pairs or as singular buttons
- Singular and double Push-button operation for switching, dimming, shutters, values
- Toggle up to four values or scenes
- Short/Long button press with 2 objects
- Multitouch-function, sends up to 4 values on the same or different objects
- **Innovative group control with long/extra long button press**
- **Slap function with additional switch object**
- Two RGBW status LEDs
- **LED brightness controllable via a day/night- or brightness object**
- 4 Logic blocks

Version with 1 sensor pair / 2 sensor areas. Integrated Bus coupler



	Colour	Symbol		Article Number
	White	Neutral		BE-GTL10W.01
	White	Up/Down		BE-GTL10W.A1
	Black	Neutral		BE-GTL10S.01S
	Black	Up/Down		BE-GTL10S.A1S



Glass Push Button II Light, 1-gang, with temperature sensor, Secure

- **KNX Data Secure**, integrated Bus coupler
- **Comprehensive application**
- The buttons can be configured as pairs or as singular buttons
- **Intelligent one-button dimming**
- Advanced function „Send values“
- Singular and double Push-button operation for switching, dimming, shutters, values
- Toggle up to four values or scenes
- Short/Long button press with 2 objects
- Multitouch-function, sends up to 4 values on the same or different objects
- **Innovative group control with long/extra long button press**
- **Slap function with additional switch object**

Version with 1 sensor pair / 2 sensor areas and temperature sensor. Integrated Bus coupler



	Colour	Symbol		Article Number
	White	Neutral	NEW Q2/26	GTL-1TOW.02S
	White	I/O	NEW Q2/26	GTL-1TBW.02S
	Black	Neutral	NEW Q2/26	GTL-1TOS.02S
	Black	I/O	NEW Q2/26	GTL-1TBS.02S

Glass Push Button II Light, 1-gang, with temperature sensor

- **Comprehensive application**
- The buttons can be configured as pairs or as singular buttons
- Singular and double Push-button operation for switching, dimming, shutters, values
- Toggle up to four values or scenes
- Short/Long button press with 2 objects
- Multitouch-function, sends up to 4 values on the same or different objects
- **Innovative group control with long/extra long button press**
- **Slap function with additional switch object**
- Two RGBW status LEDs
- **LED brightness controllable via a day/night- or brightness object**
- 4 Logic blocks

Version with 1 sensor pair / 2 sensor areas and temperature sensor. Integrated Bus coupler




	Colour	Symbol		Article Number
	White	Neutral		BE-GTL1TW.01
	White	I/O		BE-GTL1TW.B1
	Black	Neutral		BE-GTL1TS.01S
	Black	I/O		BE-GTL1TS.B1S







Glass Push Button II Light, 2-gang, Secure

- **KNX Data Secure**, integrated Bus coupler
- **Comprehensive application**
- The buttons can be configured as pairs or as singular buttons
- **Intelligent one-button dimming**
- Advanced function „Send values“
- Singular and double Push-button operation for switching, dimming, shutters, values
- Toggle up to four values or scenes
- Short/Long button press with 2 objects
- Multitouch-function, sends up to 4 values on the same or different objects
- **Innovative group control with long/extra long button press**
- **Slap function with additional switch object**

Version with 2 sensor pairs / 4 sensor areas.
Integrated Bus coupler








	Colour	Symbol		Article Number
	White	Neutral	NEW Q2/26	GTL-200W.02S
	White	Up/Down	NEW Q2/26	GTL-20AW.02S
	Black	Neutral	NEW Q2/26	GTL-200S.02S
	Black	Up/Down	NEW Q2/26	GTL-20AS.02S

Glass Push Button II Light, 2-gang

- **Comprehensive application**
- The buttons can be configured as pairs or as singular buttons
- Singular and double Push-button operation for switching, dimming, shutters, values
- Toggle up to four values or scenes
- Short/Long button press with 2 objects
- Multitouch-function, sends up to 4 values on the same or different objects
- **Innovative group control with long/extra long button press**
- **Slap function with additional switch object**
- **Four RGBW status LEDs**
- **LED brightness controllable via a day/night- or brightness object**
- 4 Logic blocks

Version with 2 sensor pairs / 4 sensor areas.
Integrated Bus coupler



	Colour	Symbol		Article Number
	White	Neutral		BE-GTL20W.01
	White	Up/Down		BE-GTL20W.A1
	Black	Neutral		BE-GTL20S.01S
	Black	Up/Down		BE-GTL20S.A1S



Glass Push Button II Light, 2-gang, with temperature sensor, Secure

- **KNX Data Secure**, integrated Bus coupler
- **Comprehensive application**
- The buttons can be configured as pairs or as singular buttons
- **Intelligent one-button dimming**
- Advanced function „Send values“
- Singular and double Push-button operation for switching, dimming, shutters, values
- Toggle up to four values or scenes
- Short/Long button press with 2 objects
- Multitouch-function, sends up to 4 values on the same or different objects
- **Innovative group control with long/extra long button press**
- **Slap function with additional switch object**
- **Four RGBW status LEDs**
- **LED brightness controllable via a day/night- or brightness object**
- 4 Logic blocks
- Installation in an installation box using the included installation frame
- Dimensions (H x W): 92 x 92 mm

Version with 2 sensor pairs / 4 sensor areas and temperature sensor. Integrated Bus coupler



	Colour	Symbol		Article Number
	White	Neutral	NEW Q2/26	GTL-2TOW.02S
	White	I/O	NEW Q2/26	GTL-2TBW.02S
	White	Up/Down and I/O	NEW Q2/26	GTL-2TCW.02S
	White	I/O and Up/Down	NEW Q2/26	GTL-2TDW.02S
	Black	Neutral	NEW Q2/26	GTL-2TOS.02S
	Black	I/O	NEW Q2/26	GTL-2TBS.02S
	Black	Up/Down and I/O	NEW Q2/26	GTL-2TCS.02S
	Black	I/O and Up/Down	NEW Q2/26	GTL-2TDS.02S

Glass Push Button II Light, 2-gang, with temperature sensor

Comprehensive application

- The buttons can be configured as pairs or as singular buttons
- Singular and double Push-button operation for switching, dimming, shutters, values
- Toggle up to four values or scenes
- Short/Long button press with 2 objects
- Multitouch-function, sends up to 4 values on the same or different objects
- **Innovative group control with long/extra long button press**
- **Slap function with additional switch object**
- **Four RGBW status LEDs**
- **LED brightness controllable via a day/night- or brightness object**
- 4 Logic blocks
- Installation in an installation box using the included installation frame
- Dimensions (H x W): 92 x 92 mm
- Integrated Bus coupler

Version with 2 sensor pairs / 4 sensor areas and temperature sensor. Integrated Bus coupler




	Colour	Symbol	Article Number
	White	Neutral	BE-GTL2TW.01
	White	I/O	BE-GTL2TW.B1
	White	Up/Down and I/O	BE-GTL2TW.C1
	White	I/O and Up/Down	BE-GTL2TW.D1
	Black	Neutral	BE-GTL2TS.01S
	Black	I/O	BE-GTL2TS.B1S
	Black	Up/Down and I/O	BE-GTL2TS.C1S
	Black	I/O and Up/Down	BE-GTL2TS.D1S



Glass Push Button II Light, 4-gang, Secure

- **KNX Data Secure**, integrated Bus coupler
- **Comprehensive application**
- The buttons can be configured as pairs or as singular buttons
- **Intelligent one-button dimming**
- Advanced function „Send values“
- Singular and double Push-button operation for switching, dimming, shutters, values
- Toggle up to four values or scenes
- Short/Long button press with 2 objects
- Multitouch-function, sends up to 4 values on the same or different objects
- **Innovative group control with long/extra long button press**
- **Slap function with additional switch object**
- **Four RGBW status LEDs**
- **LED brightness controllable via a day/night- or brightness object**
- 4 Logic blocks
- Installation in an installation box using the included installation frame
- Dimensions (H x W): 92 x 92 mm

Version with 4 sensor areas. Integrated Bus coupler



	Colour	Symbol		Article Number
	White	Neutral	NEW Q2/26	GTL-400W.02S
	Black	Neutral	NEW Q2/26	GTL-400S.02S

Glass Push Button II Light, 4-gang

- **Comprehensive application**
- The buttons can be configured as pairs or as singular buttons
- Singular and double Push-button operation for switching, dimming, shutters, values
- Toggle up to four values or scenes
- Short/Long button press with 2 objects
- Multitouch-function, sends up to 4 values on the same or different objects
- **Innovative group control with long/extra long button press**
- **Slap function with additional switch object**
- **Four RGBW status LEDs**
- **LED brightness controllable via a day/night- or brightness object**
- 4 Logic blocks
- Installation in an installation box using the included installation frame
- Dimensions (H x W): 92 x 92 mm
- Integrated Bus coupler

Version with 4 sensor areas. Integrated Bus coupler



	Colour	Symbol		Article Number
	White	Neutral		BE-GTL40W.01
	Black	Neutral		BE-GTL40S.01S





Glass Push Button II Light, 4-gang, with temperature sensor, Secure

- **KNX Data Secure**, integrated Bus coupler
- **Comprehensive application**
- The buttons can be configured as pairs or as singular buttons
- **Intelligent one-button dimming**
- Advanced function „Send values“
- Singular and double Push-button operation for switching, dimming, shutters, values
- Toggle up to four values or scenes
- Short/Long button press with 2 objects
- Multitouch-function, sends up to 4 values on the same or different objects
- **Innovative group control with long/extra long button press**
- **Slap function with additional switch object**
- **Four RGBW status LEDs**
- **LED brightness controllable via a day/night- or brightness object**
- 4 Logic blocks
- Installation in an installation box using the included installation frame
- Dimensions (H x W): 92 x 92 mm

Version with 4 sensor areas und Temperatur-sensor. Integrated Bus coupler





	Colour	Symbol		Article Number
	White	Neutral	NEW Q2/26	GTL-4T0W.02S
	Black	Neutral	NEW Q2/26	GTL-4T0S.02S

Glass Push Button II Light, 4-gang, with temperature sensor

- **Comprehensive application**
- The buttons can be configured as pairs or as singular buttons
- Singular and double Push-button operation for switching, dimming, shutters, values
- Toggle up to four values or scenes
- Short/Long button press with 2 objects
- Multitouch-function, sends up to 4 values on the same or different objects
- **Innovative group control with long/extra long button press**
- **Slap function with additional switch object**
- **Four RGBW status LEDs**
- **LED brightness controllable via a day/night- or brightness object**
- 4 Logic blocks
- Installation in an installation box using the included installation frame
- Dimensions (H x W): 92 x 92 mm
- Integrated Bus coupler

Version with 4 sensor areas und Temperatur-sensor. Integrated Bus coupler





	Colour	Symbol		Article Number
	White	Neutral		BE-GTL4TW.01
	Black	Neutral		BE-GTL4TS.01S

Glass Push Button II Smart

- Large, active colour display for functions- and status indication
- Up to 12 functions on 2 or 3 levels (2 x 6 or 3 x 4 functions)
- Up to 6 functions without level changing
- Mapping function for convenient function allocation
- Slap function with extended function range
- **Innovative group control with long/extra long button press**
- Extended info display with up to 6 values in 3 lines
- The buttons can be configured as pairs or as singular buttons
- **Adjustable symbols and texts for each button/function**
- **Display of status information (1 Bit) and notification (14 Byte)**
- Singular and double Push-button operation for switching, dimming, shutters, values
- RGB status LEDs individually adjustable per level
- Display of inside-/outside temperature and time of day
- Display brightness automatically over light sensor and day/night object
- **No additional power supply required**
- Recommended installation height: 1.10 ... 1.25 m (as Push-button)
- Frameless mounting in installation box

With 6 Sensor areas, colour display and RGB status indication. Applicable as 4/6/8/12-gang buttons. Integrated Bus coupler

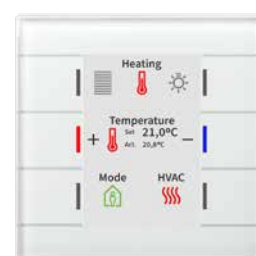




	Number of buttons	Colour	Article Number
	6 Sensor surfaces	White	BE-GT20W.02
	6 Sensor surfaces	Black	BE-GT20S.02S

Glass Push Button II Smart, with temperature sensor

- Large, active colour display for functions- and status indication
- Up to 12 functions on 2 or 3 levels (2 x 6 or 3 x 4 functions)
- Up to 6 functions without level changing
- Mapping function for convenient function allocation
- Slap function with extended function range
- **Innovative group control with long/extra long button press**
- Extended info display with up to 6 values in 3 lines
- The buttons can be configured as pairs or as singular buttons
- **Adjustable symbols and texts for each button/function**
- **Display of status information (1 Bit) and notification (14 Byte)**
- **With temperature sensor to measure room temperature**
- Additional function to set the temperature and operation mode
- Singular and double Push-button operation for switching, dimming, shutters, values
- Short/Long button press with 2 objects
- RGB status LEDs individually adjustable per level
- Display of inside-/outside temperature and time of day
- Display brightness automatically over light sensor and day/night object

With 6 sensor areas, colour display, temperature sensor and RGB status indication. Applicable as 4/6/8/12-gang buttons. Integrated Bus coupler





	Number of buttons	Colour	Article Number
	6 Sensor surfaces	White	BE-GT2TW.02
	6 Sensor surfaces	Black	BE-GT2TS.02S

Glass Central Operation Unit Smart

- **Large, active colour display (automatic brightness adjustment)**
- **Four direct operating functions for frequently used functions**
- **20 functions via menu and time switch** (e.g. dimming/ blinds/ switching/ sending values/ scenes/ temperature setpoints)
- **Code lock with 4-6 digits**, to lock and unlock the device or alarm activation
- **Daily-/weekly-/astro switch function** (20 channels each with 6 switching times)
- **Holiday function with time frame activation**
- **Automatic bank holiday calculation**
- **Comfortable room temperature controller with temperature sensor**
- **Ventilation control with manual and automatic operation**
- **Display of inside-/outside temperature, setpoint value and time of day/ date**
- **Display of status information (1 Bit) and notification (14 Byte)**
- 6 status LEDs independently controllable
- 6 logic blocks each with 4 inputs
- **No additional power supply required**
- Installation in an installation box using the included installation frame
- Dimensions (H x W): 92 x 92 mm
- Recommended installation height: 1.60 m
- Integrated Bus coupler

With 6 Sensor areas, colour display and RGB status indication. Central Operation Unit with upto 24 functions, time switch and integrated room temperature controller





	Number of buttons	Colour	Article Number
	6 Sensor surfaces	White	BE-GBZW.01
	6 Sensor surfaces	Black	BE-GBZS.01S

Glass Room Temperature Controller Smart

- **Active colour display for function and status indication**
- **Selectable background colour and brightness of the display (white or black)**
- **Display of set- and actual temperature**
- **Room Temperature Controller for rooms, Measurement range -10 ... +50 °C**
- **Selectable controller type (2-step, PI, PWM)**
- Operation as room temperature extension unit possible
- Easy setpoint adjustment over separate +/- Push-buttons
- 1 Bit +/-, 1 Byte or 2 Byte absolute object for setpoint adjustment
- Setpoint storage in the event of a bus power failure
- Temperature min/max memory, messages and Frost/heat protection alarm
- Operation mode change via Bit/Byte object
- **Ventilation control with manual and automatic operation**
- 14 Byte object for plain text diagnosis
- Installation in an installation box using the included installation frame
- Recommended installation height: 1.60 m
- Dimensions (H x W): 92 x 92 mm

Version with active colour display and 4 sensor areas. Integrated Bus coupler





	Number of buttons	Colour	Article Number
	4 Sensor surfaces	White	SCN-RTRGW.02
	4 Sensor surfaces	Black	SCN-RTRGS.02S

Glass LED Indicator

- **Labeling foil (item number: ZFOL-GT) is included in the scope of delivery**
- **12 switchable RGB status LEDs**
- **3 Objects per LED**
- 5 possible states per LED (Value=0, Value=1, 2 Priorities object, Object failure)
- 8 logic blocks each with 8 inputs
- 4 Modules to compare telegrams
- 2 Brightness levels
- **Day/Night function**
- Switch off/reduction of brightness
- Present/absence object
- **Failure monitoring of the objects with an alert function**
- Object with reporting function (e.g. absence or open window)
- Installation in an installation box using the included installation frame
- Dimensions (H x W): 92 x 92 mm
- Integrated Bus coupler

Version with 12 RGB-LEDs. Integrated Bus coupler





	Colour	Article Number
	White	SCN-GLED1W.01
	Black	SCN-GLED1S.01S

Glass Push Button Plus, 4-gang

- **Labeling foil (item number: ZFOL-GT) is included in the scope of delivery**
- The buttons can be configured as pairs or as singular buttons
- Send of values, forced operation and switch commands are selectable
- Short/Long button press with 2 objects
- Surrounding orientation light
- **white/red LED per sensor area**
- **LED brightness adjustable over the day/night object in 5 Steps**
- Singular and double Push-button operation for dimming/shutter functions
- Installation in a double installation box, labelling foil included in the delivery
- Dimensions (H x W): 92 x 92 mm
- Integrated Bus coupler

Version with 4 sensor areas and status-LEDs. Integrated Bus coupler





	Number of buttons	Colour	Article Number
	4 Sensor surfaces	White	BE-GT04W.01
	4 Sensor surfaces	Black	BE-GT04S.01

Glass Push Button Plus, 4-gang, with temperature sensor

- **Labeling foil (item number: ZFOL-GT) is included in the scope of delivery**
- **With temperature sensor to measure room temperature**
- The buttons can be configured as pairs or as singular buttons
- Send of values, forced operation and switch commands are selectable
- Short/Long button press with 2 objects
- Surrounding orientation light
- **white/red LED per sensor area**
- **LED brightness adjustable over the day/night object in 5 Steps**
- Singular and double Push-button operation for dimming/shutter functions
- Installation in a double installation box, labelling foil included in the delivery
- Dimensions (H x W): 92 x 92 mm
- Integrated Bus coupler

Version with 4 sensor areas, temperature sensor and status-LEDs. Integrated Bus coupler





	Number of buttons	Colour	Article Number
	4 Sensor surfaces	White	BE-GTT4W.01
	4 Sensor surfaces	Black	BE-GTT4S.01

Glass Push Button Plus, 8-gang

- **Labeling foil (item number: ZFOL-GT) is included in the scope of delivery**
- The buttons can be configured as pairs or as singular buttons
- Send of values, forced operation and switch commands are selectable
- Short/Long button press with 2 objects
- Surrounding orientation light
- **white/red LED per sensor area**
- **LED brightness adjustable over the day/night object in 5 Steps**
- Singular and double Push-button operation for dimming/shutter functions
- Installation in a double installation box, labelling foil included in the delivery
- Dimensions (H x B): 163 x 92 mm
- Integrated Bus coupler

Version with 8 sensor areas und status-LEDs. Integrated Bus coupler





	Number of buttons	Colour	Article Number
	8 Sensor surfaces	White	BE-GT08W.01
	8 Sensor surfaces	Black	BE-GT08S.01

Glass Push Button Plus, 8-gang, with temperature sensor

- **Labeling foil (item number: ZFOL-GT) is included in the scope of delivery**
- **With temperature sensor to measure room temperature**
- The buttons can be configured as pairs or as singular buttons
- Send of values, forced operation and switch commands are selectable
- Short/Long button press with 2 objects
- Surrounding orientation light
- **white/red LED per sensor area**
- **LED brightness adjustable over the day/night object in 5 Steps**
- Singular and double Push-button operation for dimming/shutter functions
- Installation in a double installation box, labelling foil included in the delivery
- Dimensions (H x B): 163 x 92 mm
- Integrated Bus coupler

Version with 8 sensor areas, temperature sensor and status-LEDs. Integrated Bus coupler










	Number of buttons	Colour	Article Number
	8 Sensor surfaces	White	BE-GTT8W.01
	8 Sensor surfaces	Black	BE-GTT8S.01

Glass Frame assortment 55

- Dimensions 1-gang (H x W): 92 x 92 mm
- Dimensions 2-gang (H x B): 163 x 92 mm
- Dimensions 3-gang (H x W): 234 x 92 mm

Suitable for 55 mm switch ranges




	Number of gangs	Colour	Article Number
	1	White	BE-GTR1W.01
	2	White	BE-GTR2W.01
	3	White	BE-GTR3W.01
	1	Black	BE-GTR1S.01S
	2	Black	BE-GTR2S.01S
	3	Black	BE-GTR3S.01S

Glass Frame assortment 63

- Dimensions 1-gang (H x W): 92 x 92 mm
- Dimensions 2-gang (H x B): 163 x 92 mm
- Dimensions 3-gang (H x W): 234 x 92 mm

Suitable for 63 mm switch ranges



	Colour	Article Number
	White	BE-GTR163W.01
	White	BE-GTR263W.01
	White	BE-GTR363W.01
	Black	BE-GTR163S.01S
	Black	BE-GTR263S.01S
	Black	BE-GTR363S.01S

Sensors – Aurelio

Touch displays and visualisation







Glass Touch Smart, 6-inch, Secure

- **Multifunctional push-button with capacitive, high-resolution 6-inch TFT-colour display (1440 x 720 Pixel)**
- **Elegant and detailed design, combining glass and brushed aluminium**
- Intuitive user interface for straightforward control of room functions
- **White circumferential orientation light**
- **Up to 64 functions on independent levels and 12 statuses in standby**
- Room functions: switching, dimming, tunable white, HSV, RGB, RGBW, sun shading, HVAC
- **Shortcut function (to a specific level)**
- **Comfortable room temperature controller with temperature sensor for heating and cooling operation**
- Logic functions, scene control, innovative group control
- **Display of status information (1 Bit) and notification (14 Byte)**
- **Security against unauthorised access through code lock function (1 user)**
- **Individual customised design according to customer requirements (Logo, Background picture, design colour)**
- With anti-theft / anti-dismantling protection
- **Installation in a standard switch box (EU, UK, CH, CN)**
- **KNX Data Secure**, integrated Bus coupler
- **Installation: horizontally or vertically**
- Dimensions (H x W x D): 92 x 160 x 12.5 mm
- Requires a 24 V DC auxiliary power supply (e.g. STV-0024.01)

With 6-inch colour display and white circumferential orientation light. Up to 64 functions on independent levels and up to 12 status indications in standby



Assortment Touch

	Colour		Article Number
	Black	NEW	BE-GTS06TS.01S
	White	NEW	BE-GTS06TW.01S





Glass Touch Smart Plus, 6-inch, Secure

- **Multifunctional push-button with capacitive, high-resolution 6-inch TFT-colour display (1440 x 720 Pixel)**
- **Elegant and detailed design, combining glass and brushed aluminium**
- Intuitive user interface for straightforward control of room functions
- **Circumferential RGBW-background illumination to signal individual operational status, alarms and orientation light**
- **Up to 64 functions on independent levels and 12 statuses in standby**
- Room functions: switching, dimming, tunable white, HSV, RGB, RGBW, sun shading, HVAC
- **Shortcut function (to a specific level)**
- **Two comfortable room temperature controllers and temperature sensor for heating and cooling operation**
- Logic functions, scene control, innovative group control
- **Display of status information (1 Bit) and notification (14 Byte)**
- **Integrated loudspeaker for acoustical feedback (button press, signalling of alerts)**
- **Security against unauthorised access through code lock function (4 users)**
- **Individual customised design according to customer requirements (Logo, Background picture, design colour)**
- With anti-theft / anti-dismantling protection
- **2 binary inputs, 1 input for PT1000 sensor**
- **With 12 time switches**
- **Installation in a standard switch box (EU, UK, CH, CN)**
- **KNX Data Secure**, integrated Bus coupler
- Dimensions (H x W x D): 92 x 160 x 12.5 mm, **horizontally or vertically**
- Requires a 24 V DC auxiliary power supply (e.g. STV-0024.01)

With 6-inch colour display, RGBW circumferential orientation light, speaker and binary inputs. Up to 64 functions on independent levels and up to 12 status indications in standby



	Number of inputs	Colour		Article Number
	2	Black	NEW	BE-GTSP6TS.01S
	2	White	NEW	BE-GTSP6TW.01S




Touch Panel VisuControl Plus, Secure

- **High-resolution capacitive glass touch display (1280 x 800 pixels)**
- Visualisation and operation of lighting, shading, room temperature, status, scenes, multimedia, weather data and more
- Up to 500 elements can be visualised
- **With speaker and microphone for SIP door communication functions (Requires VoIP server)**
- **Daily-/weekly-/astro switch function** (125 channels each with 10 switching times)
- Notifications for alarms, warnings and information (via text and sound)
- Integration of IP cameras
- Remote access via MDT VisuControlPlus app (Android / iOS / Windows)
- Digital I/O for doorbell button and signalling
- With brightness and proximity sensor
- User management with PIN codes for up to 10 users
- Bookmark page for frequently used functions
- Automatic central commands per room (lighting / shading / multimedia)
- Cloud connection, backup and restore via USB
- Cleaning function for display maintenance
- Logic functions, scenes and presence simulation
- **KNX Data Secure**, integrated Bus coupler
- With mounting adapter for standard installation box – horizontal or vertical

To visualise the current building status and interactive control of building functions



	Screen diagonal	Colour		Article Number
	20.3 cm / 8 inches	Black	NEW	VC-08P82.01S



Assortment Touch

Touch Panel VisuControl

- **Capacitive glass touch display with LED Backlight**
- User interface can be individually configured
- Switching, dimming, blinds
- Remote access via PC, tablet or smartphone
- **VisuControl for KNX is available gratis in the App Store**
- Alarm messages
- Diagrams
- Transmission of messages per email
- **Including VisuControl lite Software and sample projects**
- Power supply 24 V DC required (e.g. STV-0024.01)
- Integrated Bus coupler

To visualise the current building status and interactive control of building functions



	Screen diagonal	Article Number
	17.7 cm / 7 Inch	VC-0701.04
	25.4 cm / 10 Inch	VC-1001.04

Frames for Touch Panel VisuControl

- Glass Frame for 17.7 cm / 7 Inch Touchpanel: (W x H) 247 x 190 mm
- Frame in brushed stainless steel optic for 17.7 cm / 7 Inch Touchpanel: (W x H) 244 x 198 mm
- Glass Frame for 25.4 cm / 10 Inch Touchpanel: (W x H) 318 x 237 mm
- Frame in brushed stainless steel optic for 25.4 cm / 10 Inch Touchpanel: (W x H) 314 x 233 mm

Finishes: white glass, black glass and stainless steel look





	Screen diagonal	Colour	Article Number
	17.7 cm / 7 Inch	White	VCB-07WS.04
	17.7 cm / 7 Inch	Black	VCB-07SW.04
	17.7 cm / 7 Inch	Stainless steel look	VCB-07SI.04
	25.4 cm / 10 Inch	White	VCB-10WS.04
	25.4 cm / 10 Inch	Black	VCB-10SW.04
	25.4 cm / 10 Inch	Stainless steel look	VCB-10SI.04

Flush mounted installation box for Touch Panel VisuControl

- VCG-UP07.01: Suitable for Touch Panel VC-0701.04
- VCG-UP10.04: Suitable for Touch Panel VC-1001.04

Flush mounted metal installation box for wall installation





	Screen diagonal	Article Number
	17.7 cm / 7 Inch	VCG-UP07.01
	25.4 cm / 10 Inch	VCG-UP10.04

Cable set for Touch Panel VisuControl

- VCZ-AD07.01: Suitable for Touch Panel VC-0701.04
- VCZ-AD10.01: Suitable for Touch Panel VC-1001.04

Cable set for easy connection of the MDT Touch Panel VisuControl to a network installation cable



	Article Number
	VCZ-AD07.01
	VCZ-AD10.01

Software VisuControl Pro

VisuControl Pro Software, for larger projects with more than 6 pages. VisuControl lite is included in the delivery of the MDT Touch Panel



	Article Number
	VCS-PRO.04

Touch Panel




Object Server VisuControl Easy II, Secure

- Visualisation and operation of lighting, shading, room temperature, status, scenes, multimedia, weather data and more
- **up to 200 Functions can visualised**
- Individual allocation in rooms, zones, or groups
- **Separate status object**
- HSV or RGB colour control
- Graphical user interface is automatically generated
- **Up to 4 IP cameras per object server**
- **KNX Secure capable**
- **Connection to the MDT Time switch**
- **Record and display of data in up to 8 diagrams**
- Integrated VPN support
- **IP interface with 4 simultaneous connections (e.g. bus programming)**
- E-mail function to send messages and status reports
- **Time server to send date and time to the KNX bus**
- Logic function for collective status indication
- Secure data transmission between the Object server and App
- The App supports more than one object server
- **Easy commissioning as of ETS 5 without additional software**
- **Power supply via KNX bus, no external power supply required**

To visualise the current building status and interactive control of building functions via an Android and iOS app



	Installation width	Article Number
	2 SU / 36 mm	VC-EASY.03

Sensors – Motivio

Stand-alone Presence- / Motion Detectors



Motivo – Presence- / Motion Detectors





Micro Motion Detector, Secure

- **Detection angle H 150° / V 35°, range 5 m**
- **With temperature sensor to measure room temperature**
- With brightness sensor
- 1 HVAC- and 1 Alarm-/ message object
- **Short-term presence to reduce the follow up time**
- Suitable for master/slave operation
- External Push-button input for automatic and manual operation
- Blocking- and forced operation with release time
- Recommended installation height: 0.3 ... 1.20 m
- **KNX Data Secure**, integrated Bus coupler

Version for hollow wall mounting



	Colour		Article Number
	White	NEW	PSE-BWML01.01S
	Black	NEW	PSE-BWML06.01S



Micro Presence Detector 360°, 1 sensor, Secure



- **Range: Ø 7 m**
- **With temperature sensor to measure room temperature**
- With brightness sensor
- 1 HVAC- and 1 Alarm-/ message object
- **Short-term presence to reduce the follow up time**
- Input for external Push-button with release time
- **Intelligent toggle function for automatic and manual operation**
- Blocking- and forced operation with release time
- Extensive day/night function with a second switching object
- Flush installation, drilling diameter: 18 mm
- Installation dept: 70 mm
- **KNX Data Secure**, integrated Bus coupler

Micro Presence Detector with Temperature sensor. For installation in suspended ceilings



	Colour		Article Number
	White	NEW	PSE-PMC01.01S
	Black	NEW	PSE-PMC06.01S


Mini Presence Detector 360°

- **Presence Ø 3 - 4 m**
- Presence Detector with an integrated light sensor
- 1 sensor in combination with a diffusion lens for presence detection
- Brightness-dependent motion detection
- Brightness value readable over the KNX BUS
- Suitable for master/slave operation
- Integrated Scene module
- Day/night function, reporting operation
- HVAC control channel (adjustable observation window)
- Blocking- and forced operation
- Orientation light function when leaving the room
- **35 mm Kaiser installation box included with the delivery (Installation depth 45 mm)**
- Dimensions (H x W x D): 43 x 43 x 30 mm
- Integrated Bus coupler



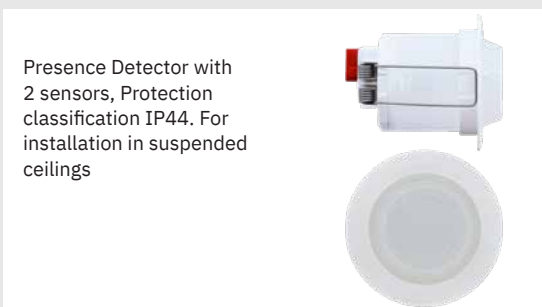
Mini Presence Detector with one sensor. Ceiling installation in a 35 mm KAISER installation box



	Colour	Article Number
	Pure White, matt finish	SCN-P360D1.01


Presence Detector 360° L2 IP44

- **Range Ø 9 m, Presence Ø 5 m**
- 2 sensors in combination with a diffusion lens for presence detection
- **Protection classification IP44, suitable for wet rooms as an example, bathrooms**
- **Selectable trigger- and presence sensitivity for day, night and Alarm**
- 2 Light channels, Sensors can be evaluated singly
- 1 HVAC- and 1 Alarm-/ message object
- Energy saving through efficient control when needed
- **Short-term presence to reduce the follow up time**
- Input for external Push-button with release time
- **Intelligent toggle function for automatic and manual operation**
- Blocking- and forced operation with release time
- Extensive day/night function with a second switching object
- **Integrated white LED nightlight**
- Orientation light function when leaving the room
- **Prevention of failure messages for alarm channels through reduction of sensitivity and adjustable observation window**
- Flush installation, drilling diameter: 33 mm
- Installation dept: 42 mm
- Integrated Bus coupler




Presence Detector with 2 sensors, Protection classification IP44. For installation in suspended ceilings




	Colour	Article Number
	Pure White, matt finish	SCN-P360L2.03

Presence Detector 360° L3 TS

- **Range Ø 11 m, Presence Ø 5 m**
- 3 sensors in combination with a diffusion lens for presence detection
- **With temperature sensor to measure room temperature**
- **Selectable trigger- and presence sensitivity for day, night and Alarm**
- **3 Light channel, sensors can be evaluated singly**
- 1 HVAC- and 1 Alarm-/ message object
- Energy saving through efficient control when needed
- **Short-term presence to reduce the follow up time**
- Input for external Push-button with release time
- **Intelligent toggle function for automatic and manual operation**
- Blocking- and forced operation with release time
- Extensive day/night function with a second switching object
- **Integrated white LED nightlight**
- Orientation light function when leaving the room
- **Prevention of failure messages for alarm channels through reduction of sensitivity and adjustable observation window**
- Flush installation, drilling diameter: 44 mm
- Installation dept: 41 mm
- Integrated Bus coupler




	Colour	Article Number
	Pure White, matt finish	SCN-P360L3.03

Presence Detector 360°, for MR16 light fittings

- **Range Ø 11 m, Presence Ø 5 m**
- New comprehensive application
- 3 sensors in combination with a diffusion lens for presence detection
- **Selectable trigger- and presence sensitivity for day, night and Alarm**
- **3 Light channel, sensors can be evaluated singly**
- 1 HVAC- and 1 Alarm-/ message object
- **Short-term presence to reduce the follow up time**
- Integrated temperature sensor
- Input for external Push-button with release time
- **Intelligent toggle function for automatic and manual operation**
- Blocking- and forced operation with release time
- Extensive day/night function with a second switching object
- **Integrated white LED nightlight**
- Orientation light function when leaving the room
- **Prevention of failure messages for alarm channels through reduction of sensitivity and adjustable observation window**
- Also suitable for adjustable MR16 light fittings
- Integrated Bus coupler





	Colour	Article Number
	Pure White, matt finish	SCN-P360E3.03

Presence Detector 360°, 3 sensors

- **Range Ø 11 m, Presence Ø 5 m**
- **Comprehensive application**
- 3 sensors in combination with a diffusion lens for presence detection
- **Selectable trigger- and presence sensitivity for day, night and Alarm**
- **3 Light channel, sensors can be evaluated singly**
- 1 HVAC- and 1 Alarm-/ message object
- **Short-term presence to reduce the follow up time**
- **Intelligent toggle function for automatic and manual operation**
- Blocking- and forced operation with release time
- Extensive day/night function with a second switching object
- **Integrated white LED nightlight**
- Orientation light function when leaving the room
- **Prevention of failure messages for alarm channels through reduction of sensitivity and adjustable observation window**

For ceiling installation in an installation box





	Colour	Article Number
	Pure White, matt finish	SCN-P360D3.03
	Black, matt finish	SCN-P360D306.03

Presence Detector 360° with constant light control, 3 sensors

- **Range Ø 11 m, Presence Ø 5 m**
- Intelligent constant light control for up to 3 rows of luminaires
- **Comprehensive application**
- 3 sensors in combination with a diffusion lens for presence detection
- **Selectable trigger- and presence sensitivity for day, night and Alarm**
- **3 Light channel, sensors can be evaluated singly**
- 1 HVAC- and 1 Alarm-/ message object
- **Short-term presence to reduce the follow up time**
- **Intelligent toggle function for automatic and manual operation**
- Blocking- and forced operation with release time
- Extensive day/night function with a second switching object
- **Integrated white LED nightlight**
- Orientation light function when leaving the room
- **Prevention of failure messages for alarm channels through reduction of sensitivity and adjustable observation window**

For ceiling installation in an installation box. With intelligent constant light control for up to 3 light bands






	Colour	Article Number
	Pure White, matt finish	SCN-P360K3.03
	Black, matt finish	SCN-P360K306.03

Surface Mounting Frame for the Presence Detector 360°, with 3 sensors

- Frame for installation of the Presence Detector SCN-P360D3xx.03 and SCN-P360K3xx.03
- Dimensions (H x W x D): 58 x 58 x 16.5 mm

Frame for surface mounted installation of the Presence Detector with 3 sensors





	Colour	Article Number
	Pure White, matt finish	SCN-P360R3.01
	Black, matt finish	SCN-P360R306.01

Presence Detector 360°, 4 sensors

- **Range Ø 16 m, Presence Ø 8 m**
- **Comprehensive application**
- 4 sensors in combination with a diffusion lens for presence detection
- **Selectable trigger- and presence sensitivity for day, night and Alarm**
- 4 Light channels, sensors can be evaluated singly
- 1 HVAC- and 1 Alarm-/ message object
- **Short-term presence to reduce the follow up time**
- **Intelligent toggle function for automatic and manual operation**
- Blocking- and forced operation with release time
- Extensive day/night function with a second switching object
- **Integrated white LED nightlight**
- Orientation light function when leaving the room
- **Prevention of failure messages for alarm channels through reduction of sensitivity and adjustable observation window**

For ceiling installation in an installation box





	Colour	Article Number
	Pure White, matt finish	SCN-P360D4.03
	Black, matt finish	SCN-P360D406.03

Presence Detector 360° with constant light control, 4 sensors

- **Range Ø 16 m, Presence Ø 8 m**
- Intelligent constant light control for up to 3 rows of luminaires
- **Comprehensive application**
- 4 sensors in combination with a diffusion lens for presence detection
- **Selectable trigger- and presence sensitivity for day, night and Alarm**
- 4 Light channels, sensors can be evaluated singly
- 1 HVAC- and 1 Alarm-/ message object
- **Short-term presence to reduce the follow up time**
- **Intelligent toggle function for automatic and manual operation**
- Blocking- and forced operation with release time
- Extensive day/night function with a second switching object
- **Integrated white LED nightlight**
- Orientation light function when leaving the room
- **Prevention of failure messages for alarm channels through reduction of sensitivity and adjustable observation window**

For ceiling installation in an installation box. With intelligent constant light control for up to 3 light bands






	Colour	Article Number
	Pure White, matt finish	SCN-P360K4.03
	Black, matt finish	SCN-P360K406.03

Surface Mounting Frame for the Presence Detector 360°, with 4 sensors

- Frame for installation of the Presence Detector SCN-P360D4xx.03 and SCN-P360K4xx.03
- Dimensions (H x W x D): 85 x 85 x 14 mm

Frame for surface mounted installation of the Presence Detector with 4 sensors





	Colour	Article Number
	Pure White, matt finish	SCN-P360R4.01
	Black, matt finish	SCN-P360R406.01

Motivo – Presence- / Motion Detectors

Combi-Presence Detector 360°

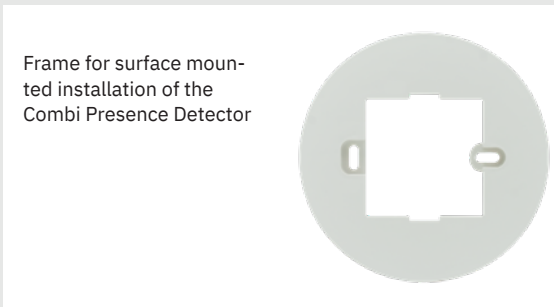
- 360° angle of detection, Range Ø 11 m, Presence Ø 5 m
- Intelligent constant light control for up to 3 rows of luminaires
- **Sensors for CO2 and VOC mixed gas concentration, relative humidity and temperature**
- Upper and lower threshold value selectable per measured value
- **Air quality visualisation via internal RGB LED**
- **Air quality status indication light for CO2 or VOC concentration with 4 colour channels and adjustable output objects (1-bit / scenes / RGB / HSV)**
- 1 HVAC- and 1 Alarm- / message object
- **Selectable trigger- and presence sensitivity for day, night and Alarm**
- **Short-term presence to reduce the follow up time**
- Blocking- and forced operation with release time
- **Air quality control function selectable as step- / PI-controller for CO2- / or VOC-sensor**
- **Integrated room temperature controller with settable control parameters and externally adjustable setpoint value**





	Colour	Article Number
	Pure White, matt finish	SCN-KP360K301.03
	Black, matt finish	SCN-KP360K306.03

Surface Mounting Frame for the Combi-Presence Detector 360°

- Frame for surface mounting the Combi-Presence Detector SCN-KP360K3xx.03
- Dimensions (Ø x D): 100 x 14 mm




	Colour	Article Number
	Pure White, matt finish	SCN-KP360R301.01
	Black, matt finish	SCN-KP360R306.01

Glass Presence Detector 360°, 3 sensors

- **Range Ø 11 m, Presence Ø 5 m**
- **Comprehensive application**
- **Glass front in white, integrated temperature sensor**
- 3 sensors in combination with a diffusion lens for presence detection
- **Selectable trigger- and presence sensitivity for day, night and Alarm**
- **3 Light channel, sensors can be evaluated singly**
- 1 HVAC- and 1 Alarm-/ message object
- **Short-term presence to reduce the follow up time**
- **Intelligent toggle function for automatic and manual operation**
- Blocking- and forced operation with release time
- Extensive day/night function with a second switching object
- **Integrated white LED nightlight**
- Orientation light function when leaving the room
- **Prevention of failure messages for alarm channels through reduction of sensitivity and adjustable observation window**

For ceiling installation in an installation box




	Colour	Article Number
	White	SCN-G360D3.03

Glass Presence Detector 360° with constant light control, 3 sensors

- **Range Ø 11 m, Presence Ø 5 m**
- Intelligent constant light control for up to 3 rows of luminaires
- **Comprehensive application**
- **Glass front in white, integrated temperature sensor**
- 3 sensors in combination with a diffusion lens for presence detection
- **Selectable trigger- and presence sensitivity for day, night and Alarm**
- **3 Light channel, sensors can be evaluated singly**
- 1 HVAC- and 1 Alarm-/ message object
- **Short-term presence to reduce the follow up time**
- **Intelligent toggle function for automatic and manual operation**
- Blocking- and forced operation with release time
- Extensive day/night function with a second switching object
- **Integrated white LED nightlight**
- Orientation light function when leaving the room
- **Prevention of failure messages for alarm channels through reduction of sensitivity and adjustable observation window**

For ceiling installation in an installation box. With intelligent constant light control for up to 3 light bands



	Colour	Article Number
	White	SCN-G360K3.03

Presence- / Motion Detectors


Motivo – Presence- / Motion Detectors

Light sensor/-controller

- **Constant light control for up to 3 rows of luminaires**
- Brightness value readable over the KNX BUS
- Orientation light function (brightness and time selectable)
- **Day/Night function**
- **35 mm Kaiser installation box included with the delivery (Installation depth 45 mm)**
- Dimensions (H x W x D): 43 x 43 x 30 mm
- Integrated Bus coupler

Brightness Sensor with constant light control. Ceiling installation in a 35 mm KAISER installation box




	Colour	Article Number
	Pure White, matt finish	SCN-LSD01.01

Assembly insert with retaining springs

- Flush installation, drilling diameter: 68 mm

Primary use, to install MDT flush-mounted presence detectors in hollow ceilings



	Article Number
	ZMESF

Sensors – Sensario

Controllers, sensors, and binary inputs









Binary Input BE, for potential free contacts, Secure

- **KNX Data Secure**
- To connect **Push-buttons, switches, window contacts**
- **Virtual interface in the ETS**
- Multitouch-function, sends up to 4 values on the same or different objects
- **Intelligent one-button dimming**
- **Innovative group control with long/extra long button press**
- **4 integrated logic modules**, e.g., to evaluate the inputs (closed window or send a second object)
- **Evaluation of rising and falling edges**
- NO- and NC operation, contact status send
- Dimmer- and shutter function for singular- and double Push-button operation

Version to connect potential free contacts. LED indicator for each channel, maximum cable length 100 m







	Number of inputs	Installation width		Article Number
	4	2 SU / 36 mm	NEW Q2/26	BE-04000.03S
	8	4 SU / 72 mm	NEW Q2/26	BE-08000.03S
	16	8 SU / 144 mm	NEW Q2/26	BE-16000.03S
	32	12 SU / 216 mm	NEW Q2/26	BE-32000.03S

Binary Input BE, for potential free contacts

- To connect **Push-buttons, switches, window contacts**
- Multitouch-function, sends up to 4 values on the same or different objects
- **Innovative group control with long/extra long button press**
- **4 integrated logic modules**, e.g., to evaluate the inputs (closed window or send a second object)
- NO- and NC operation, contact status send
- Dimmer- and shutter function for singular- and double Push-button operation
- Sending of values, forced operation
- Scenes and blocking object for each channel
- Short/Long button press with 2 objects
- **Pulse and switch counter with extensive counter functions (suitable for 30 ms 50 pulse, e.g. Eltako DSZ)**

Version to connect potential free contacts. LED indicator for each channel, maximum cable length 100 m



	Number of inputs	Installation width		Article Number
	4	2 SU / 36 mm		BE-04000.02
	8	4 SU / 72 mm		BE-08000.02
	16	8 SU / 144 mm		BE-16000.02
	32	12 SU / 216 mm		BE-32000.02






Binary Inputs BE, 230 V, Secure

- **KNX Data Secure**
- To connect **Push-buttons, switches, window contacts**
- Multitouch-function, sends up to 4 values on the same or different objects
- **Innovative group control with long/extra long button press**
- **4 integrated logic modules**, e.g., to evaluate the inputs (closed window or send a second object)
- NO- and NC operation, contact status send
- Dimmer- and shutter function for singular- and double Push-button operation
- Sending of values, forced operation
- Scenes and blocking object for each channel
- Short/Long button press with 2 objects
- Cyclic sending, sending after reset

Version for 230 V AC control voltage. LED indicator for each channel, maximum cable length 100 m






	Number of inputs	Installation width		Article Number
	4	2 SU / 36 mm	NEW Q2/26	BE-04230.03S
	8	4 SU / 72 mm	NEW Q2/26	BE-08230.03S
	16	8 SU / 144 mm	NEW Q2/26	BE-16230.03S

Binary Inputs BE, 230 V

- To connect **Push-buttons, switches, window contacts**
- Multitouch-function, sends up to 4 values on the same or different objects
- **Innovative group control with long/extra long button press**
- **4 integrated logic modules**, e.g., to evaluate the inputs (closed window or send a second object)
- NO- and NC operation, contact status send
- Dimmer- and shutter function for singular- and double Push-button operation
- Sending of values, forced operation
- Scenes and blocking object for each channel
- Short/Long button press with 2 objects
- Cyclic sending, sending after reset

Version for 230 V AC control voltage. LED indicator for each channel, maximum cable length 100 m



	Number of inputs	Installation width		Article Number
	4	2 SU / 36 mm		BE-04230.02
	8	4 SU / 72 mm		BE-08230.02
	16	8 SU / 144 mm		BE-16230.02






Binary Inputs BE, 12-24 V AC/DC, Secure

- **KNX Data Secure**
- To connect **Push-buttons, switches, window contacts**
- **Virtual interface in the ETS**
- Multitouch-function, sends up to 4 values on the same or different objects
- **Intelligent one-button dimming**
- **Innovative group control with long/extra long button press**
- **4 integrated logic modules**, e.g., to evaluate the inputs (closed window or send a second object)
- **Evaluation of rising and falling edges**
- NO- and NC operation, contact status send
- Dimmer- and shutter function for singular- and double Push-button operation
- Sending of values, forced operation
- Scenes and blocking object for each channel
- Short/Long button press with 2 objects

Version for 12-24 V AC/DC control voltage. LED indicator for each channel, maximum cable length 100 m






	Number of inputs	Installation width		Article Number
	4	2 SU / 36 mm	NEW Q2/26	BE-04024.03S
	8	4 SU / 72 mm	NEW Q2/26	BE-08024.03S
	16	8 SU / 144 mm	NEW Q2/26	BE-16024.03S

Binary Inputs BE, 12-24 V AC/DC

- To connect **Push-buttons, switches, window contacts**
- Multitouch-function, sends up to 4 values on the same or different objects
- **Innovative group control with long/extra long button press**
- **4 integrated logic modules**, e.g., to evaluate the inputs (closed window or send a second object)
- NO- and NC operation, contact status send
- Dimmer- and shutter function for singular- and double Push-button operation
- Sending of values, forced operation
- Scenes and blocking object for each channel
- Short/Long button press with 2 objects
- Cyclic sending, sending after reset

Version for 12-24 V AC/DC control voltage. LED indicator for each channel, maximum cable length 100 m







	Number of inputs	Installation width		Article Number
	4	2 SU / 36 mm		BE-04024.02
	8	4 SU / 72 mm		BE-08024.02
	16	8 SU / 144 mm		BE-16024.02

Push Button Interface BE, for potential free contacts

- For installation in an installation box, cable length max. 10 m
- To connect **Push-buttons, switches, window contacts**
- Each channel can be set as an output for 1.5 mA low-current LEDs
- Multitouch-function, sends up to 4 values on the same or different objects
- **Innovative group control with long/extra long button press**
- **4 integrated logic modules**, e.g., to evaluate the inputs (closed window or send a second object)
- NO- and NC operation, duration of button press selectable
- Dimmer- and shutter function for singular- and double Push-button operation
- Send of values, forced operation and switch commands are selectable
- Short/Long button press with 2 objects
- Integrated pulse- and switch counter, selectable cyclic sending
- For installation in an installation box (Length of the connection cable 22 cm)
- Dimensions (H x W x D): 41 x 41 x 12 mm

Version to connect potential free contacts or LEDs





	Number of inputs	Article Number
	2	BE-02001.02
	4	BE-04001.02
	6	BE-06001.02

Push Button Interface BE, 230 V

- For installation in an installation box, cable length max. 100 m
- To connect **230 V Push-buttons, switches, motion detectors**
- Multitouch-function, sends up to 4 values on the same or different objects
- **Innovative group control with long/extra long button press**
- **4 integrated logic modules**, e.g., to evaluate the inputs (closed window or send a second object)
- NO- and NC operation, duration of button press selectable
- Dimmer- and shutter function for singular- and double Push-button operation
- Send of values, forced operation and switch commands are selectable
- Short/Long button press with 2 objects
- Integrated pulse- and switch counter, selectable cyclic sending
- For installation in an installation box
- Dimensions (H x W x D): 41 x 41 x 22 mm
- Integrated Bus coupler

Version for 230 V AC control voltage




	Number of inputs	Article Number
	2	BE-02230.02

Weather Station Home

- **3 channels to control sun shading of shutters/blinds**
- Sun shading for up to 3 facades
- Offers comprehensive functions to control facades (2 switching thresholds, teach-in function)
- Central shutter control, up/down via twilight value (with time delay)
- **Brightness value for East, South, West and Twilight**
- Allocation of a day/night object
- **Wind speed, Wind alarm**
- Temperature measurement
- Suitable for facade control on residential buildings
- wall- or mast installation
- 5 m Bus connection cable
- **No additional power supply required**
- Integrated Bus coupler

Outdoor wall or mast installation. Integrated Bus coupler




	Colour	Article Number
	Transparent	SCN-WS3HW.01

Rain Sensor

- **Automatic heating function to dry the sensor surface**
- Heating operation via external 24 V DC power supply or unchoked output of the bus power supply
- Current consumption of the heating is less than 100 mA
- 5 m Bus connection cable
- Rust free installation bracket supplied in the delivery
- Dimensions (H x W x D): 67 x 67 x 29 mm
- Integrated Bus coupler

For surface mounted outdoor installation, installation bracket included




	Colour	Article Number
	White	SCN-RS1R.01

Twilight Sensor / Temperature Sensor KNX

- **Brightness sensor to measure twilight and brightness**
- **Temperature sensor to measure the outside temperature**
- Two threshold values can be set for each measured value
- Selectable switch on/switch off delay for each threshold value
- Allocation of a day/night object
- Twilight value range 10 ... 1000 Lux
- Temperature range -20 ... +55 °C
- **Protection classification: IP44**
- Dimensions (H x W x D): 77 x 50 x 21 mm
- Integrated Bus coupler

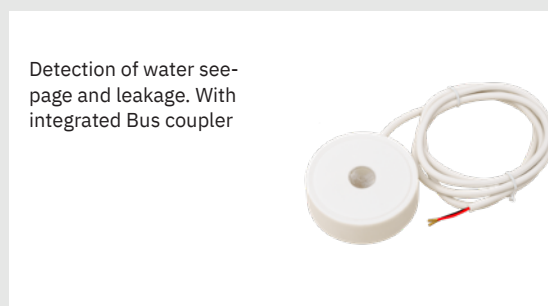


To measure and evaluate the outside brightness and temperature


	Colour	Article Number
	Transparent	SCN-DTSEN1.01

Leakage Sensor KNX

- **Floor sensor for detecting water leakage and seepage**
- **Reliable detection of conductive liquids by means of electrolytic AC voltage measurement**
- Alarm object to control/status
- Visual Alarm
- Selectable switch on/switch off delay
- Reset via object or automatically
- Length of the connection cable: 1.40 m
- Protection classification: IP66
- Dimensions (B/H x T): Ø 70 x 24 mm
- Integrated Bus coupler



Detection of water seepage and leakage. With integrated Bus coupler


	Colour	Article Number
	White	SCN-LSEN1.01

Room Temperature Controller, MDRC

- **Selectable controller type (2-step, PI, PWM)**
- **Temperature measurement over separate KNX Bus sensors**
- **Control range 7 ... 35 °C**
- Upper and lower limit values (1 ... 40 °C)
- Frost-/heat alarm
- Min/Max value memory
- Cyclic sending, selectable
- Day-/night-/frost-/heat protection mode, cooling function
- Status via HVAC and RHCC objects
- Operation mode change via Bit/Byte object
- Setpoint adjustment via visualisation, e.g MDT VisuControl

Room Temperature Controller for 35 mm DIN rail installation





	Number of integrated temperature controllers	Article Number
	8	SCN-RT8REG.02

Temperature Controller/Temperature Sensor, flush mounted

- Selectable controller type (2-step, PI, PWM) or sensor operation
- **Temperature measurement over external PT1000 sensor**
- Temperature min/max memory, messages and Frost/heat protection alarm
- Cyclic sending, selectable
- Day-/night-/frost-/heat protection mode, cooling function
- Status via HVAC and RHCC objects
- Operation mode change via Bit/Byte object
- Setpoint adjustment via visualisation, e.g MDT VisuControl
- Installation in an installation box
- Dimensions (H x W x D): 41 x 41 x 12 mm
- **Accessories**
- Temperature sensor PT1000 Standard, strap on installation or for ceiling installation

For the PT1000 Temperature Sensor. Flush mounted installation in an installation box, with integrated Bus coupler




	Number of integrated temperature controllers	Length of the connection cable	Article Number
	2	21 cm	SCN-RT2UP.01
	4	21 cm	SCN-RT4UP.01

Temperature Controller/Temperature Sensor, flush mounted

- 6 channel temperature sensors for heating/ventilation, Integrated controller
- Selectable controller type (2-step, PI, PWM) or sensor operation
- **Temperature measurement over external PT1000 sensor**
- Temperature range -20 ... +100 °C
- Temperature min/max memory, messages and Frost/heat protection alarm
- Cyclic sending, selectable
- Day-/night-/frost-/heat protection mode, cooling function
- Status via HVAC and RHCC objects
- Operation mode change via Bit/Byte object
- Setpoint adjustment via visualisation, e.g MDT VisuControl
- Surface mounted casing including cable glands
- Integrated Bus coupler
- **Accessories**
- Temperature sensor PT1000 Standard, strap on installation or for ceiling installation

For the PT1000 Temperature Sensor. Surface mounted installation, with integrated Bus coupler







	Number of integrated temperature controllers	Article Number
	6	SCN-RT6AP.01

Temperature Sensor PT1000

- SCN-PTST1.01: 1 m cable, Ø 4 x 30 mm
- SCN-PTST3.01: 3 m cable, Ø 6 x 50 mm
- SCN-PTAN3.01: 3 m cable, strap on installation, 15 x 22 mm
- SCN-PTDE0.01: Ceiling installation, Ø 23 x 28 mm

PT1000 Temperature Sensor suitable for use with the associated MDT temperature controllers



	Length of the connection cable	Article Number
	1 m	SCN-PTST1.01
	3 m	SCN-PTST3.01
	3 m	SCN-PTAN3.01
	125 mm	SCN-PTDE0.01

System Devices – Coresio

System components, e.g.
power supply






Bus Power Supply STV

- KNX Bus Power Supply with integrated choke
- Power supply 230 V AC
- **Short circuit proof**
- **Overload protected**
- Temperature monitoring with automatic switch off function in the event of over heating
- LED Indicator for KNX Bus reset, normal operation and overload

KNX Bus Power Supply, Standard



	Rated current	Installation width	Article Number
	160 mA	2 SU / 36 mm	STV-0160.02
	320 mA	2 SU / 36 mm	STV-0320.02
	640 mA	4 SU / 72 mm	STV-0640.02




Bus Power Supply STC, with diagnostic function, Secure



- **KNX Data Secure**
- KNX Bus Power Supply with integrated choke
- Power supply 230 V AC
- **Short circuit proof**
- **Overload protected**
- Additional unchoked output U2
- **Integrated Bus coupler with diagnostic functions:**
- Bus power, Bus current, Bus overload
- Mains power failure/recovery
- All events are stored in the ring storage with time a stamp
- Readout of the ring memory via a 14 Byte Telegram
- Safety function to detect a failed device in the KNX line

KNX Bus Power Supply with comprehensive diagnostic functions






	Rated current	Installation width		Article Number
	640 mA	4 SU / 72 mm	NEW Q2/26	STC-0640.02S
	960 mA	6 SU / 108 mm	NEW Q2/26	STC-0960.02S
	1280 mA	6 SU / 108 mm	NEW Q2/26	STC-1280.02S

Bus Power Supply STC, with diagnostic function

- KNX Bus Power Supply with integrated choke
- Power supply 230 V AC
- **Short circuit proof**
- **Overload protected**
- Additional unchoked output U2
- **Integrated Bus coupler with diagnostic functions:**
- Bus power, Bus current, Bus overload
- Mains power failure/recovery
- All events are stored in the ring storage with time a stamp
- Readout of the ring memory via a 14 Byte Telegram
- Safety function to detect a failed device in the KNX line

KNX Bus Power Supply with comprehensive diagnostic functions



	Rated current	Installation width	Article Number
	640 mA	4 SU / 72 mm	STC-0640.01
	960 mA	6 SU / 108 mm	STC-0960.01
	1280 mA	6 SU / 108 mm	STC-1280.01


Bus Power Supply STR, Redundant, Secure



- **KNX Data Secure**
- KNX Bus Power Supply with integrated choke
- **Two integrated Power supplies for redundancy**
- Power supply 2 x 230 V AC (separate RCD circuits possible)
- **In the event of a failure, mains power or an internal power part, the KNX power supply is maintained over the second power supply unit**
- Failure message via telegram
- **Short circuit proof**
- **Overload protected**
- Additional unchoked output U2
- **Integrated Bus coupler with diagnostic functions:**
- Bus power, Bus current, Bus overload
- Mains power failure/recovery
- All events are stored in the ring storage with time a stamp
- Readout of the ring memory via a 14 Byte Telegram
- Safety function to detect a failed device in the KNX line

Redundant KNX Bus Power Supply, with comprehensive diagnostic functions




	Rated current	Installation width		Article Number
	640 mA	6 SU / 108 mm	NEW Q2/26	STR-0640.02S

Bus Power Supply STR, Redundant

- KNX Bus Power Supply with integrated choke
- **Two integrated Power supplies for redundancy**
- Power supply 2 x 230 V AC (separate RCD circuits possible)
- **In the event of a failure, mains power or an internal power part, the KNX power supply is maintained over the second power supply unit**
- Failure message via telegram
- **Short circuit proof**
- **Overload protected**
- Additional unchoked output U2
- **Integrated Bus coupler with diagnostic functions:**
 - Bus power, Bus current, Bus overload
 - Mains power failure/recovery
 - All events are stored in the ring storage with time a stamp
 - Readout of the ring memory via a 14 Byte Telegram
 - Safety function to detect a failed device in the KNX line

Redundant KNX Bus Power Supply, with comprehensive diagnostic functions




	Rated current	Installation width	Article Number
	640 mA	6 SU / 108 mm	STR-0640.01

Power Supply STV

- SELV Power supply 24 V DC for **general purpose** use
- Power supply for 24 V Binary inputs, window contacts, etc.
- Suitable for VisuControl Touchpanel
- Power supply 230 V AC
- **Short circuit proof**

24 V DC universal power supply. Not to be used as a KNX Bus power supply



	Rated current	Installation width	Article Number
	750 mA	4 SU / 72 mm	STV-0024.01



Area-/ Line Coupler with proxy function, Secure

- Line coupler to connect two KNX Bus areas
- **Supports KNX Data Secure (as of ETS 5.7.2)**
- **With KNX Secure Proxy function**
- **Supports extended group addresses**
- **Segment coupler-functionality (Revision R6.1, as of ETS 6)**
- Reliability through galvanic isolation of the KNX lines
- Separate bus power supply required for each line
- Filter function to reduce the Bus load
- Fast application download (long frame support as of ETS 5)

Modular DIN Rail Component to interconnect two KNX Bus segments



	Installation width		Article Number
	2 SU / 36 mm	New version	SCN-LK001.03S




Area-/ Line Coupler, Secure

- Line coupler to connect two KNX Bus areas
- **Supports KNX Data Secure (as of ETS 5.7.2)**
- **Supports extended group addresses**
- **Segment coupler-functionality (Revision R6.1, as of ETS 6)**
- Reliability through galvanic isolation of the KNX lines
- Separate bus power supply required for each line
- Filter function to reduce the Bus load
- Fast application download (long frame support as of ETS 5)

Modular DIN Rail Component to interconnect two KNX Bus segments

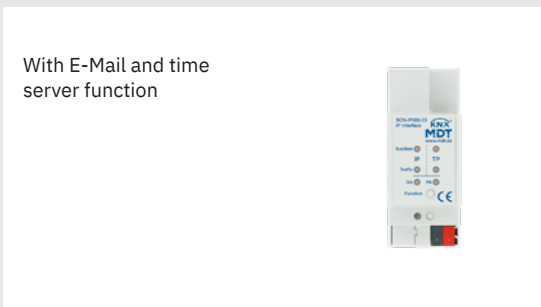


	Installation width		Article Number
	2 SU / 36 mm		SCN-LK001.03



IP Interface, with IP Secure and Data Secure

- for bidirectional connection between PC and KNX via TCP/IP
- 4 simultaneous connections possible
- **Enables bus programming via TCP/IP**
- **Power supply via KNX bus, no external power supply required**
- **Encrypted email transmission**
- **Time server to send date and time to the KNX bus**
- **Updateable firmware**
- **Supports extended group addresses**
- **KNX IP Secure and KNX Data Secure (as of from ETS 5.7.2)**
- **Secured access to KNX Bus through IP Secure with security key**
- Fast application download (long frame support as of ETS 5)

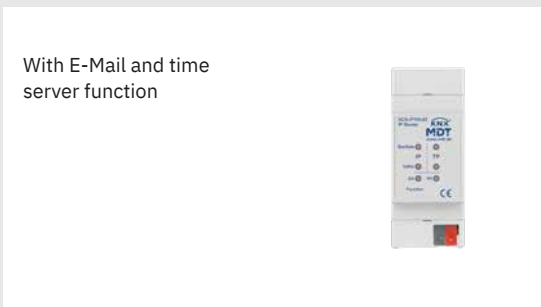


	Installation width	Article Number
	2 SU / 36 mm	SCN-IP000.03

IP Router, with IP Secure and Data Secure



- for bidirectional connection between PC and KNX via TCP/IP
- **KNX IP Secure and KNX Data Secure (as of from ETS 5.7.2)**
- **Secured access to KNX Bus through IP Secure with security key**
- **with line coupler functionality**
- **Supports extended group addresses**
- **Enables bus programming via TCP/IP**
- 4 simultaneous connections possible
- **Prepared for segment coupler functionality (revision R4.0)**
- **Power supply via KNX bus, no external power supply required**
- **Encrypted email transmission**
- **Time server to send date and time to the KNX bus**
- **Updateable firmware**
- Fast application download (long frame support as of ETS 5)




	Installation width	Article Number
	2 SU / 36 mm	SCN-IP100.03

USB Interface

- for bidirectional connection between PC and KNX Bus via USB
- Compatible to ETS 4/5/6
- **Supports PC Sleep mode**
- **For updating KNX devices**
- Fast application download (long frame support as of ETS 5)

For local commissioning and diagnosis of the KNX installation via USB

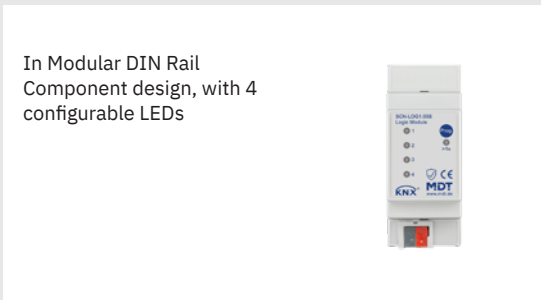


	Installation width	Article Number
	2 SU / 36 mm	SCN-USBR.02



Logic Module, Secure

- **KNX Data Secure**
- **36 independent configurable function blocks:**
 - Universal logic with up to 5 operations
 - Logic gate (AND/OR/XOR) each with 8 inputs
- **Function for „DeepSleep“ devices**
 - Cyclic sending and query of values
 - Read request/sending values after Bus power recovery
 - Storage of values in the event of a bus power failure
- **Operating hours recording via an object**
 - Monitoring of telegrams, telegram multiplier/sequencer
- Filter function
- Multiplexer / partition wall function
- Monitoring of 60 devices
- Temperature-/Value comparator
- Time functions
- Follow up control with ventilation steps
- Min-/Max-/average value, universal calculator, format converter
- Conversion to PWM
- 4 LEDs for internal and external objects



	Installation width		Article Number
	2 SU / 36 mm	NEW Q2/26	SCN-LOG1.03S


Logic Module

- **24 independent configurable function blocks:**

- Universal logic with up to 5 operations
- Logic gate (AND/OR/XOR) each with 8 inputs
- Cyclic sending and query of values
- Read request/sending values after Bus power recovery
- Storage of values in the event of a bus power failure
- Monitoring of telegrams, telegram multiplier/sequencer
- Filter function
- Multiplexer / partition wall function
- Temperature-/Value comparator
- Time functions
- Follow up control with ventilation steps
- Min-/Max-/average value, universal calculator, format converter
- Conversion to PWM
- 4 LEDs for internal and external objects

In Modular DIN Rail Component design, with 4 configurable LEDs



	Installation width	Article Number
	2 SU / 36 mm	SCN-LOG1.02


Safety Module

- **Increases the safety of the protected line in outdoor and indoor areas, protects against manipulation**

- Straightforward upgrading in existing KNX installations
- **Prevents, the establishment of a connection, programming and debugging of KNX devices on a line**
- Safety function is started automatically after Bus voltage recovery and/or commissioning of the safety module
- The safety function can be temporarily disabled by pressing the button on the device or via a 14-byte telegram
- Safety function to detect a failed device in the KNX line
- Active or passive monitoring of up to 100 KNX products
- Alarm is stored as a plain text message in the internal ring memory
- Fast application download (long frame support as of ETS 5)

Modular DIN Rail Component (MDRC) design




	Installation width	Article Number
	2 SU / 36 mm	SCN-SAFE.01

Modbus Gateway RTU485, MDRC

- 200 freely configurable channels
- Master/Slave mode individually selectable for each channel
- Slave ID can be set individually for each channel
- **User friendly scaling settings**
- **Conversion of value ranges for each channel**
- **Comprehensive binary and arithmetic mathematical functions configurable for each channel**
- **Modbus multi-read/write functionality**
- **Read/write function with 2 objects per channel**
- 20 value comparison blocks each with 4 comparable values
- **Message texts to indicate device status**
- Universally applicable, supports a wide range of Modbus and KNX data types
- **No additional power supply required**
- Power supplied through the KNX bus
- Modbus and KNX bus galvanically isolated
- Development and production in Engelskirchen

For bidirectional data exchange between Modbus RTU- and KNX devices




	Installation width	Article Number
	2 SU / 36 mm	SCN-MBGRU.01

Time Switch with 20 channels and active colour display

- Time switch with 20 channels (8 switching times per channel)
- Switch times adjustable with the ETS and on the device
- Daily-/weekly-/astro switch function, power reserve
- **Automatic bank holiday calculation**
- Output object for Date and Time (Master)
- Date and time adjustable over the KNX Bus (Slave)
- Specific channel for day/night function
- **Blind function to control height and slats per channel**
- **Output object for azimuth and elevation**
- **Security against unauthorised access through code lock function**
- **Catch up function for switching times, adjustable per channel**
- Cyclic sending in normal operation
- Threshold value comparator 1 - 4 Byte
- 8 logic blocks each with 4 inputs

Time Switch with daily-/weekly-/astro switch function. In Modular DIN Rail Component (MDRC) design




	Installation width	Article Number
	4 SU / 72 mm	SCN-RTC20.02

KNX Bus Connector WAGO PU 50 pieces

- For connection of KNX devices to the KNX Bus cable
- Connection of up to 4 KNX cables
- No interruption of the KNX Bus connection when replacing devices
- **Conductor cross sectional area 0.6 ... 0.8 mm (solid wire)**
- Wire stripping length 5 ... 6 mm
- Bus terminal 2-pole each with 4 conductor plug-in connections
- PU 50 Stk.

Version black/red for solid conductors with a cross section area of 0.6 ... 0.8 mm



	Colour	Article Number
	Black/Red	ZBUSKLE

KNX RF+ – Varisio

Components for the KNX RF wireless system



MDT homeXpert Server, Secure



- **The server supports the simple commissioning of MDT RF+ devices via the homeXpert tool without the ETS**
- Visualisation and operation of lighting, shading, room temperature, status and scenes
- Operation via MDT homeXpert App (**Android and iOS**)
- Integrated time switch with 10 channels
- User rights administration with up to 8 user roles
- **Remote access to the visualisation via MDT Cloud (optional) and easy sharing – Possible even with limited functionality –**
- 12-channel room temperature controller (PWM)
- **Easy commissioning in KNX installations as of ETS 6 without additional software, supports KNX-Secure**
- Monitoring of devices
- User interface for up to 200 functions is generated automatically
- Individual allocation in rooms, zones, or groups
- **IP interface with 4 simultaneous connections (e.g. bus programming)**
- OTA updates via the MDT Cloud
- Cloud location within the EU
- Dimensions (H x W x D): 70 x 70 x 35 mm

Central interface between MDT RF+ devices and the MDT homeXpert Tool. To visualise the current building status and interactive control of building functions via an Android and iOS app



	Article Number
	NEW RF-HXS0ETH.01S



All RF+ products marked with the MDT homeXpert icon can also be commissioned with homeXpert as an alternative to ETS.




RF+ Line coupler, flush mounted, secure

- KNX RF+ Line coupler to connect MDT KNX RF+ devices, e.g. MDT Push-button RF+ or MDT Glass Push-button RF+
- **KNX RF+ Protocol in System Mode**
- **KNX Data Secure**
- **With KNX Secure Proxy function**
- **Segment coupler-functionality (as of ETS 6)**
- Commissioning as of ETS 5
- Compatible to the new KNX RF+ radio specification
- Filter function to reduce the Bus load
- Installation in an installation box
- Dimensions (H x W x D): 41 x 41 x 22 mm
- Integrated Bus coupler

The MDT KNX RF+ Line Coupler connects KNX RF+ devices with the KNX bus wired devices, with KNX Secure




	NEW Q2/26	Article Number RF-LK001.03S
---	------------------	---------------------------------------

RF+ Line coupler, flush mounted

- KNX RF+ Line coupler to connect MDT KNX RF+ devices, e.g. MDT Push-button RF+ or MDT Glass Push-button RF+
- **KNX RF+ Protocol in System Mode**
- **Segment coupler-functionality (as of ETS 6)**
- Commissioning as of ETS 5
- Compatible to the new KNX RF+ radio specification
- Filter function to reduce the Bus load
- Installation in an installation box
- Dimensions (H x W x D): 41 x 41 x 22 mm
- Integrated Bus coupler

The MDT KNX RF+ Line Coupler connects KNX RF+ devices with the KNX bus wired devices




		Article Number RF-LK001.03
---	--	--------------------------------------





RF+ Push Button Light 55 Basic, with temperature sensor and actuator, Secure



- **KNX RF+ Protocol in System Mode**
- **KNX Data Secure**
- **MDT homeXpert compatible**
- Suitable for 55 mm switch ranges e.g. MDT assortment 55, GIRA Standard 55, E2, Event, Esprit, BERKER S1, B3, B7, JUNG A 500, A PLUS, A CREATION, AS 500, A 550, A FLOW or MERTEN 1M, M-Smart, M-Plan, M-Pure
- Integrated temperature sensor
- Operation as 2 channel switch actuator or 1 channel shutter actuator
- The buttons can be configured as pairs or as singular buttons
- **For modernisation without installation of KNX Bus cable**
- Installation in an installation box using the included installation frame
- Singular and double Push-button operation for switching, dimming, shutters, values
- Toggle up to four values or scenes

Suitable for 55 mm switch ranges. For operation within the EU, 868 MHz



	Number of buttons	Colour	Symbol		Article Number
	1 Push-button pair / 2 Push-buttons	Pure White, glossy finish	Neutral	NEW	RF-TAL55B102.01S
	2 Push-button pairs / 4 Push-buttons	Pure White, glossy finish	Neutral	NEW	RF-TAL55B202.01S
	1 Push-button pair / 2 Push-buttons	Black, matt finish	Neutral	NEW	RF-TAL55B106.01S
	2 Push-button pairs / 4 Push-buttons	Black, matt finish	Neutral	NEW	RF-TAL55B206.01S

RF+ Push Button Light 55, 1-gang, with temperature sensor and actuator, Secure



- **KNX RF+ Protocol in System Mode**
- **KNX Data Secure**
- **MDT homeXpert compatible**
- Suitable for 55 mm switch ranges
- The buttons can be configured as pairs or as singular buttons
- **For modernisation without installation of KNX Bus cable**
- As a replacement for regular two circuit switches
- Operation as 2 channel switch actuator or 1 channel shutter actuator
- Singular and double Push-button operation for switching, dimming, shutters, values
- **Two RGBW status LEDs per Push-button pair**
- **Innovative group control with long/extra long button press**
- Multitouch-function, sends up to 4 values on the same or different objects
- Toggle up to four values or scenes
- Short/Long button press with 2 objects
- **LED brightness controllable via a day/night- or brightness object**
- Connection through MDT KNX RF+ Line Coupler
- Power supply 230 V AC

With 2 Sensor areas and LEDs for operation / status indication. Maximum current 10 A ohmic load, maximum capacitive load, 10 A bei 14 µF / 2 ECG's. For operation within the EU, 868 MHz



	Colour	Symbol		Article Number
	Pure White, glossy finish	Neutral	Coming soon	RF-TAL55T102.01S
	Pure White, glossy finish	Up/Down	Coming soon	RF-TAL55T102.A1S
	Pure White, glossy finish	I/O	Coming soon	RF-TAL55T102.B1S
	Black, matt finish	Neutral	Coming soon	RF-TAL55T106.01S
	Black, matt finish	Up/Down	Coming soon	RF-TAL55T106.A1S
	Black, matt finish	I/O	Coming soon	RF-TAL55T106.B1S

RF+ Push Button Light 55, 2-gang, with temperature sensor and actuator, Secure



- **KNX RF+ Protocol in System Mode**
- **KNX Data Secure**
- **MDT homeXpert compatible**
- Suitable for 55 mm switch ranges
- The buttons can be configured as pairs or as singular buttons
- **For modernisation without installation of KNX Bus cable**
- As a replacement for regular two circuit switches
- Operation as 2 channel switch actuator or 1 channel shutter actuator
- Singular and double Push-button operation for switching, dimming, shutters, values
- **Two RGBW status LEDs per Push-button pair**
- **Innovative group control with long/extra long button press**
- Multitouch-function, sends up to 4 values on the same or different objects
- Toggle up to four values or scenes
- Short/Long button press with 2 objects
- **LED brightness controllable via a day/night- or brightness object**
- Connection through MDT KNX RF+ Line Coupler
- Power supply 230 V AC

With 4 Sensor areas and LEDs for operation / status indication. Maximum current 10 A ohmic load, maximum capacitive load, 10 A with 14 µF / 2 ECG's. For operation within the EU, 868 MHz




	Colour	Symbol		Article Number
	Pure White, glossy finish	Neutral	Coming soon	RF-TAL55T202.01S
	Pure White, glossy finish	Up/Down	Coming soon	RF-TAL55T202.A1S
	Pure White, glossy finish	I/O	Coming soon	RF-TAL55T202.B1S
	Pure White, glossy finish	Up/Down and I/O	Coming soon	RF-TAL55T202.C1S
	Pure White, glossy finish	I/O and Up/Down	Coming soon	RF-TAL55T202.D1S
	Black, matt finish	Neutral	Coming soon	RF-TAL55T206.01S
	Black, matt finish	Up/Down	Coming soon	RF-TAL55T206.A1S
	Black, matt finish	I/O	Coming soon	RF-TAL55T206.B1S
	Black, matt finish	Up/Down and I/O	Coming soon	RF-TAL55T206.C1S
	Black, matt finish	I/O and Up/Down	Coming soon	RF-TAL55T206.D1S

RF+ Push Button Light 55, 4-gang, with temperature sensor and actuator, Secure



- **KNX RF+ Protocol in System Mode**
- **KNX Data Secure**
- **MDT homeXpert compatible**
- Suitable for 55 mm switch ranges
- The buttons can be configured as pairs or as singular buttons
- **For modernisation without installation of KNX Bus cable**
- As a replacement for regular two circuit switches
- Operation as 2 channel switch actuator or 1 channel shutter actuator
- Singular and double Push-button operation for switching, dimming, shutters, valves
- **Four RGBW status LEDs**
- **Innovative group control with long/extra long button press**
- Multitouch-function, sends up to 4 values on the same or different objects
- Toggle up to four values or scenes
- Short/Long button press with 2 objects
- **LED brightness controllable via a day/night- or brightness object**
- Connection through MDT KNX RF+ Line Coupler
- Power supply 230 V AC

With 4 Sensor areas and LEDs for operation / status indication. Maximum current 10 A ohmic load, maximum capacitive load, 10 A with 14 µF / 2 ECG's. For operation within the EU, 868 MHz



	Colour	Symbol		Article Number
	Pure White, glossy finish	Neutral	Coming soon	RF-TAL55T402.01S
	Black, matt finish	Neutral	Coming soon	RF-TAL55T406.01S

RF+ Glass Push Button Plus, 4-channel, with actuator

- **Labeling foil (item number: ZFOL-GT) is included in the scope of delivery**
- **KNX RF+ Protocol in System Mode**
- Commissioning as of ETS 5
- **With temperature sensor to measure room temperature**
- The buttons can be configured as pairs or as singular buttons
- NO- and NC operation, duration of button press selectable
- Send of values, forced operation and switch commands are selectable
- Short/Long button press with 2 objects
- Singular and double Push-button operation for dimming-/ shutter functions
- Operation as 2 channel switch actuator or 1 channel shutter actuator
- Connection through MDT KNX RF+ Line Coupler
- **Surrounding orientation light with day/night object**
- **For modernisation without installation of KNX Bus cable**
- Power supply 230 V AC
- Installation in an installation box using the included installation frame
- **Labelling foil included in the delivery**
- Dimensions (H x W): 92 x 92 mm

With 4 Sensor areas and LEDs for operation / status indication. Surrounding orientation light. Maximum current 10 A ohmic load, maximum capacitive load, 10 A with 14 µF / 2 ECG's. For operation within the EU, 868 MHz





	Number of buttons	Colour	Number of outputs	Article Number
	4 Sensor surfaces	White	2	RF-GTT4W.01
	4 Sensor surfaces	Black	2	RF-GTT4S.01

RF+ Glass Push Button Plus, 8-channel, with Actuator

- **Labeling foil (item number: ZFOL-GT) is included in the scope of delivery**
- **KNX RF+ Protocol in System Mode**
- Commissioning as of ETS 5
- **With temperature sensor to measure room temperature**
- The buttons can be configured as pairs or as singular buttons
- NO- and NC operation, duration of button press selectable
- Send of values, forced operation and switch commands are selectable
- Short/Long button press with 2 objects
- Singular and double Push-button operation for dimming-/ shutter functions
- Operation as 4 channel switch actuator or 2 channel shutter actuators
- Connection through MDT KNX RF+ Line Coupler
- **Surrounding orientation light with day/night object**
- **For modernisation without installation of KNX Bus cable**
- Power supply 230 V AC
- Installation in an installation box using the included installation frame
- **Labelling foil included in the delivery**
- Dimensions (H x B): 163 x 92 mm

With 8 Sensor areas and LEDs for operation / status indication. Surrounding orientation light. Maximum current 10 A ohmic load, maximum capacitive load, 10 A 14 µF / 2 ECG's. For operation within the EU, 868 MHz






	Number of buttons	Colour	Number of outputs	Article Number
	8 Sensor surfaces	White	4	RF-GTT8W.01
	8 Sensor surfaces	Black	4	RF-GTT8S.01

RF+ Push Button Plus 55, 2-channel, with actuator

- **KNX RF+ Protocol in System Mode**
- Commissioning as of ETS 5
- Suitable for 55 mm switch ranges
- The buttons can be configured as pairs or as singular buttons
- NO- and NC operation, duration of button press selectable
- Send of values, forced operation and switch commands are selectable
- Short/Long button press with 2 objects
- Singular and double Push-button operation for dimming/shutter functions
- Operation as 2 channel switch actuator or 1 channel shutter actuator
- Connection through MDT KNX RF+ Line Coupler
- **Centred labelling field with cover foil for individual labelling**
- As a replacement for regular two circuit switches
- **For modernisation without installation of KNX Bus cable**
- Power supply 230 V AC
- Installation in an installation box using the included installation frame

With 2 Sensor areas and LEDs for operation / status indication. Maximum current 10 A ohmic load, maximum capacitive load, 10 A bei 14 µF / 2 ECG's. For operation within the EU, 868 MHz



	Number of buttons	Colour	Number of outputs	Article Number
	1 pair of buttons / 2 buttons	Pure White, matt finish	2	RF-TA55A2.01
	1 pair of buttons / 2 buttons	Black, matt finish	2	RF-TA55A206.01

RF+ Push Button Plus 55, 4-channel, with actuator

- **KNX RF+ Protocol in System Mode**
- Commissioning as of ETS 5
- Suitable for 55 mm switch ranges
- The buttons can be configured as pairs or as singular buttons
- NO- and NC operation, duration of button press selectable
- Send of values, forced operation and switch commands are selectable
- Short/Long button press with 2 objects
- Singular and double Push-button operation for dimming/shutter functions
- Operation as 2 channel switch actuator or 1 channel shutter actuator
- Connection through MDT KNX RF+ Line Coupler
- **Centred labelling field with cover foil for individual labelling**
- As a replacement for regular two circuit switches
- **For modernisation without installation of KNX Bus cable**
- Power supply 230 V AC
- Installation in an installation box using the included installation frame

With 4 Sensor areas and LEDs for operation / status indication. Maximum current 10 A ohmic load, maximum capacitive load, 10 A with 14 µF / 2 ECG's. For operation within the EU, 868 MHz

	Number of buttons	Colour	Number of outputs	Article Number
	2 pairs of buttons / 4 buttons	Pure White, matt finish	2	RF-TA55A4.01
	2 pairs of buttons / 4 buttons	Black, matt finish	2	RF-TA55A406.01

RF+ Push Button Plus 55, 6-channel, with actuator

- **KNX RF+ Protocol in System Mode**
- Commissioning as of ETS 5
- Suitable for 55 mm switch ranges
- The buttons can be configured as pairs or as singular buttons
- NO- and NC operation, duration of button press selectable
- Send of values, forced operation and switch commands are selectable
- Short/Long button press with 2 objects
- Singular and double Push-button operation for dimming/shutter functions
- Operation as 2 channel switch actuator or 1 channel shutter actuator
- Connection through MDT KNX RF+ Line Coupler
- **Centred labelling field with cover foil for individual labelling**
- As a replacement for regular two circuit switches
- **For modernisation without installation of KNX Bus cable**
- Power supply 230 V AC
- Installation in an installation box using the included installation frame

With 6 Sensor areas and LEDs for operation / status indication. Maximum current 10 A ohmic load, maximum capacitive load, 10 A with 14 µF / 2 ECG's. For operation within the EU, 868 MHz



	Number of buttons	Colour	Number of outputs	Article Number
	3 pairs of buttons / 6 buttons	Pure White, matt finish	2	RF-TA55A6.01
	3 pairs of buttons / 6 buttons	Black, matt finish	2	RF-TA55A606.01

RF+ Push Button Plus 55, 8-channel, with actuator

- **KNX RF+ Protocol in System Mode**
- Commissioning as of ETS 5
- Suitable for 55 mm switch ranges
- The buttons can be configured as pairs or as singular buttons
- NO- and NC operation, duration of button press selectable
- Send of values, forced operation and switch commands are selectable
- Short/Long button press with 2 objects
- Singular and double Push-button operation for dimming/shutter functions
- Operation as 2 channel switch actuator or 1 channel shutter actuator
- Connection through MDT KNX RF+ Line Coupler
- **Centred labelling field with cover foil for individual labelling**
- As a replacement for regular two circuit switches
- **For modernisation without installation of KNX Bus cable**
- Power supply 230 V AC
- Installation in an installation box using the included installation frame

With 8 Sensor areas and LEDs for operation / status indication. Maximum current 10 A ohmic load, maximum capacitive load, 10 A 14 µF / 2 ECG's. For operation within the EU, 868 MHz



	Number of buttons	Colour	Number of outputs	Article Number
	4 pairs of buttons / 8 buttons	Pure White, matt finish	2	RF-TA55A8.01
	4 pairs of buttons / 8 buttons	Black, matt finish	2	RF-TA55A806.01

RF+ Push Button Interface, 2-gang, secure



- **KNX RF+ Protocol in System Mode**
- **KNX Data Secure**
- **MDT homeXpert compatible**
- Commissioning as of ETS 5
- To connect **230 V Push-buttons, switches, motion detectors**
- **4 integrated logic modules**, e.g., to evaluate the inputs (closed window or send a second object)
- NO- and NC operation, duration of button press selectable
- Dimmer- and shutter function for singular- and double Push-button operation
- Send of values, forced operation and switch commands are selectable
- Short/Long button press with 2 objects
- Integrated pulse- and switch counter
- Cyclic sending, selectable
- Connection through MDT KNX RF+ Line Coupler
- **For modernisation without installation of KNX Bus cable**
- Power supply 230 V AC
- Dimensions (H x W x D): 41 x 41 x 22 mm

Version for 230 V AC control voltage. For installation in an installation box. Maximum cable length 100 m. For operation within the EU, 868 MHz, with KNX Secure



	Number of binary inputs		Article Number
	2	Coming soon	RF-BE2230.01S

RF+ Push Button Interface, 2-gang

- **KNX RF+ Protocol in System Mode**
- Commissioning as of ETS 5
- To connect **230 V Push-buttons, switches, motion detectors**
- **4 integrated logic modules**, e.g., to evaluate the inputs (closed window or send a second object)
- NO- and NC operation, duration of button press selectable
- Dimmer- and shutter function for singular- and double Push-button operation
- Send of values, forced operation and switch commands are selectable
- Short/Long button press with 2 objects
- Integrated pulse- and switch counter
- Cyclic sending, selectable
- Connection through MDT KNX RF+ Line Coupler
- **For modernisation without installation of KNX Bus cable**
- Power supply 230 V AC
- Dimensions (H x W x D): 41 x 41 x 22 mm

Version for 230 V AC control voltage. For installation in an installation box. Maximum cable length 100 m. For operation within the EU, 868 MHz



	Number of binary inputs	Article Number
	2	RF-BE2230.01

RF+ Window Handle, Secure



- **KNX RF+ Protocol in System Mode**
- **MDT homeXpert compatible**
- **Registers the handle positions: closed, tilted and open**
- **KNX Data Secure**
- **Up to 8 years of battery life through automatic DeepSleep**
- Alarm function with message in the event of strong vibrations of the frame or window pane
- **With battery tray, including 2 x AA batteries**
- Dimensions without handle (H x W x D): 145 x 36 x 27 mm
- Square spindle: 7 mm, length variable: 32 ... 43 mm
- 3 year warranty

For registering the status of windows and patio or balcony doors



	Colour		Article Number
	Stainless steel	NEW	RF-FGES.01S
	White	NEW	RF-FGWS.01S


RF+ Window Contact, Secure

- **KNX RF+ Protocol in System Mode**
- **KNX Data Secure**
- **MDT homeXpert compatible**
- Integrated temperature sensor
- To activate comfort functions (e.g. ventilation function, automatic shading)
- **With battery tray, including battery**
- Notification in case of critical battery level



For registering the status of windows and patio or balcony doors



	Article Number
	RF-FKWS.01S
NEW Q2/26	

RF+ Radiator Thermostat, Secure



- **KNX RF+ Protocol in System Mode**
- **KNX Data Secure**
- **MDT homeXpert compatible**
- Valve Connection M30 x 1.5 mm
- Includes adapter for Danfoss RA, RAV and RAVL
- Operation with internal or external temperature controller possible
- Lockable buttons (not RF-HVA1ILB.01S)
- Quiet drive – suitable for bedrooms
- **Long battery life through automatic DeepSleep**
- Dimensions (H x W x D): 86 x 60 x 55 mm
- 3 year warranty

Electric valve actuator for radiator and underfloor heating applications. For operation within the EU, 868 MHz










	Number of outputs	Battery type		Article Number
	1	Alkaline-Manganese Battery (LR6)	NEW	RF-HVA1DAA.01S
	1	Lithium metal battery	NEW	RF-HVA1DLB.01S
	1	Lithium metal battery	NEW	RF-HVA1ILB.01S

Radiator thermostat adapter, metal

- Robustly made from metal

Metal adapter for valves from various manufacturers



	Valve type		Article Number
	Vailland 30.5 mm	NEW	ZUB-HVA0A01
	Danfoss RAVL 26 mm	NEW	ZUB-HVA0A02
	Danfoss RAV 34 mm	NEW	ZUB-HVA0A03
	Danfoss RA 20 mm / 23 mm	NEW	ZUB-HVA0A04
	Herz M28 x 1.5 mm	NEW	ZUB-HVA0A05
	Gampper 6, M20 <= 10 mm	NEW	ZUB-HVA0A06
	Oventrop M30 x 1.0 mm	NEW	ZUB-HVA0A07

RF+ LED Controller CC/CV 30 W, 230 V, 2-channel, Secure



- **KNX RF+ Protocol in System Mode**
- **KNX Data Secure**
- **MDT homeXpert compatible**
- **Optimised Hybrid dimming for improved light quality**
- **Dimming range from 0.2 % ... 100 %, Minimum current 0.7 mA**
- Perfect dim behaviour over the entire dimming range
- **Maximum output power: 30 W over both channels**
- **Output max. current 700 mA**
- Constant current selectable via DIP switch
- Constant voltage operation with 24 V or 48 V
- **Tunable White colour temperature control**
- Selectable dimming curve, individual sequences
- **Operation modes: 2 x white or 1 x Tunable White**
- **Automatic colour temperature control Dim2Warm**
- **Dynamic daylight control HCL (Human Centric Lighting)**
- **Automatic time dependent dimming**
- Over current- and temperature monitoring
- **Integrated compact power supply**
- **Secondary connection cable length up to 6 m**
- Dimensions (H x W x D): 54 x 129 x 25 mm

With an integrated compact power supply. Constant Current LED-Controller with a maximum output current of 700 mA



	Number of outputs		Article Number
	2	NEW	RF-AKD230CC.02S

RF+ LED Controller CC/CV 60 W, 230 V, 2-channel, Secure



- **KNX RF+ Protocol in System Mode**
- **KNX Data Secure**
- **MDT homeXpert compatible**
- **Optimised Hybrid dimming for improved light quality**
- **Dimming range from 0.2 % ... 100 %, Minimum current 1.4 mA**
- Perfect dim behaviour over the entire dimming range
- **Maximum output power: 60 W over both channels**
- **Output max. current 1,400 mA**
- Constant current selectable via DIP switch
- Constant voltage operation with 24 V or 48 V
- **Tunable White colour temperature control**
- Selectable dimming curve, individual sequences
- **Operation modes: 2 x white or 1 x Tunable White**
- **Automatic colour temperature control Dim2Warm**
- **Dynamic daylight control HCL (Human Centric Lighting)**
- **Automatic time dependent dimming**
- Over current- and temperature monitoring
- **Integrated compact power supply**
- **Secondary connection cable length up to 6 m**
- Dimensions (H x W x D): 54 x 129 x 25 mm

With an integrated compact power supply. Constant Current LED-Controller with a maximum output current of 1.400 mA



	Number of outputs		Article Number
	2	NEW	RF-AKD260CC.02S





KNX RF+ Switch Actuator, flush mounted, secure

- **KNX RF+ Protocol in System Mode**
- **KNX Data Secure**
- **MDT homeXpert compatible**
- Commissioning as of ETS 5
- Normally open and normally closed
- Time functions (switch on-/switch off delay, staircase light function)
- Status feedback for all channels (active/passive)
- Logical functions
- 8 scenes per channel
- Central functions and blocking objects for forced operation
- Connection through MDT KNX RF+ Line Coupler
- **For modernisation without installation of KNX Bus cable**
- Power supply 230 V AC
- Installation in an installation box
- Dimensions (H x W x D): 41 x 41 x 22 mm

Version with monostable relays. Maximum current 10 A ohmic load, maximum capacitive load 10 A, 14 µF / 2 ECG's. For installation in an installation box. For operation within the EU, 868 MHz, with Secure





	Number of outputs		Article Number
	1	Coming soon	RF-AKK1UP.01S
	2	Coming soon	RF-AKK2UP.01S

KNX RF+ Switch Actuator, flush mounted

- **KNX RF+ Protocol in System Mode**
- Commissioning as of ETS 5
- Normally open and normally closed
- Time functions (switch on-/switch off delay, staircase light function)
- Status feedback for all channels (active/passive)
- Logical functions
- 8 scenes per channel
- Central functions and blocking objects for forced operation
- Connection through MDT KNX RF+ Line Coupler
- **For modernisation without installation of KNX Bus cable**
- Power supply 230 V AC
- Installation in an installation box
- Dimensions (H x W x D): 41 x 41 x 22 mm

Version with monostable relays. Maximum current 10 A ohmic load, maximum capacitive load 10 A, 14 µF / 2 ECG's. For installation in an installation box. For operation within the EU, 868 MHz



	Number of outputs		Article Number
	1		RF-AKK1UP.01
	2		RF-AKK2UP.01

RF+ Shutter Actuator, 1-gang, flush mounted, secure



- **KNX RF+ Protocol in System Mode**
- **KNX Data Secure**
- **MDT homeXpert compatible**
- Commissioning as of ETS 5
- Operation mode for shutter/blinds
- Travel-, pause- and step time selectable
- 1 Bit Automatic control and sun shading function
- 8 Bit object to position height and slats
- 8 scenes per channel
- Alarm-, central- and locking function
- Connection through MDT KNX RF+ Line Coupler
- **For modernisation without installation of KNX Bus cable**
- Power supply 230 V AC
- Installation in an installation box
- Dimensions (H x W x D): 41 x 41 x 22 mm

For 230 V AC shutter motors, max 300 W. Version with monostable relays. Maximum current 10 A ohmic load. For installation in an installation box. For operation within the EU, 868 MHz, with KNX Secure



	Number of outputs		Article Number
	1	Coming soon	RF-JAL1UP.01S

RF+ Shutter Actuator, 1-gang, flush mounted

- **KNX RF+ Protocol in System Mode**
- Commissioning as of ETS 5
- Operation mode for shutter/blinds
- Travel-, pause- and step time selectable
- 1 Bit Automatic control and sun shading function
- 8 Bit object to position height and slats
- 8 scenes per channel
- Alarm-, central- and locking function
- Connection through MDT KNX RF+ Line Coupler
- **For modernisation without installation of KNX Bus cable**
- Power supply 230 V AC
- Installation in an installation box
- Dimensions (H x W x D): 41 x 41 x 22 mm

For 230 V AC shutter motors, max 300 W. Version with monostable relays. Maximum current 10 A ohmic load. For installation in an installation box. For operation within the EU, 868 MHz



	Number of outputs		Article Number
	1		RF-JAL1UP.01




RF+ Single Socket, secure

- **KNX RF+ Protocol in System Mode**
- **KNX Data Secure**
- **MDT homeXpert compatible**
- Commissioning as of ETS 5
- Normally open and normally closed
- Time functions (switch on-/switch off delay, staircase light function)
- Status feedback for all channels (active/passive)
- Logical functions
- 8 scenes per channel
- Central functions and blocking objects for forced operation
- Connection through MDT KNX RF+ Line Coupler

Adapter plug, Version with monostable relay. Maximum current 16 A ohmic load, maximum capacitive load, 10 A with 21 µF / 3 ECG's. For operation within the EU, 868 MHz, with KNX Secure




	Number of outputs	Colour	Number of buttons		Article Number
	1	White	1	Coming soon	RF-AKK1ST.01S

RF+ Single Socket

- **KNX RF+ Protocol in System Mode**
- Commissioning as of ETS 5
- Normally open and normally closed
- Time functions (switch on-/switch off delay, staircase light function)
- Status feedback for all channels (active/passive)
- Logical functions
- 8 scenes per channel
- Central functions and blocking objects for forced operation
- Connection through MDT KNX RF+ Line Coupler

Adapter plug, Version with monostable relay. Maximum current 16 A ohmic load, maximum capacitive load, 10 A with 21 µF / 3 ECG's. For operation within the EU, 868 MHz



	Number of outputs	Colour	Number of buttons		Article Number
	1	White	1		RF-AKK1ST.01


RF+ Single Socket with active power measurement, secure



- **KNX RF+ Protocol in System Mode**
- **KNX Data Secure**
- **MDT homeXpert compatible**
- Commissioning as of ETS 5
- Normally open and normally closed
- Time functions (switch on-/switch off delay, staircase light function)
- Status feedback for all channels (active/passive)
- Logical functions
- 8 scenes per channel
- Central functions and blocking objects for forced operation
- **True active power meter (Wh/kWh) with current- and voltage measurement**
- Connection through MDT KNX RF+ Line Coupler

Adapter plug, version with monostable relay. With active power measurement. Maximum current 16 A ohmic load. Maximum capacitive load, 10 A with 21 µF / 3 ECG's. For operation within the EU, 868 MHz, with KNX Secure




	Number of outputs	Colour	Number of buttons		Article Number
	1	White	1	Coming soon	RF-AZK1ST.01S

RF+ Single Socket with active power measurement

- **KNX RF+ Protocol in System Mode**
- Commissioning as of ETS 5
- Normally open and normally closed
- Time functions (switch on-/switch off delay, staircase light function)
- Status feedback for all channels (active/passive)
- Logical functions
- 8 scenes per channel
- Central functions and blocking objects for forced operation
- **True active power meter (Wh/kWh) with current- and voltage measurement**
- Connection through MDT KNX RF+ Line Coupler

Adapter plug, version with monostable relay. With active power measurement. Maximum current 16 A ohmic load. Maximum capacitive load, 10 A with 21 µF / 3 ECG's. For operation within the EU, 868 MHz



	Number of outputs	Colour	Number of buttons		Article Number
	1	White	1		RF-AZK1ST.01

Article number index

Art. No.	Page	Art. No.	Page	Art. No.	Page	Art. No.	Page
AKI-0416.04	20	AKS-0416.04S	23	BE-16024.02	132	BE-GTR3S.01S	108
AKK-0816.03	27	AKS-0810.03	22	BE-16024.03S	132	BE-GTR3W.01	108
BE-GTR163S.01S	109	AKS-0810.04S	21	BE-16230.02	131	BE-GTS06TS.01S	111
BE-GTR1W.01	108	AKS-0816.03	24	BE-16230.03S	131	BE-GTS06TW.01S	111
BE-GTR2S.01S	108	AKS-0816.04S	23	BE-32000.02	130	BE-GTSP6TS.01S	112
BE-GTR363S.01S	109	AKS-1210.03	22	BE-32000.03S	130	BE-GTSP6TW.01S	112
AIO-0210V.01	47	AKS-1210.04S	21	BE-BZS86.01	94	BE-GTT4S.01	106
AIO-0410V.01	47	AKS-1216.03	24	BE-BZS8606.01	94	BE-GTT4W.01	106
AKD-0201.02	39	AKS-1216.04S	23	BE-GBZS.01S	104	BE-GTT8S.01	107
AKD-0224V.02	40	AKS-1616.03	24	BE-GBZW.01	104	BE-GTT8W.01	107
AKD-0230CC.02	42	AKS-1616.04S	23	BE-GT04S.01	106	BE-JTA5504.01	68
AKD-0260CC.02	43	AKS-2016.03	24	BE-GT04W.01	106	BE-JTA550406.01	68
AKD-0324V.02	40	AKS-2016.04S	23	BE-GT08S.01	107	BE-RA1FE02.01	77
AKD-0401.02	39	AKS-2416.03	24	BE-GT08W.01	107	BE-RA1FE06.01	77
AKD-0410V.02	39	AKS-2416.04S	23	BE-GT20S.02S	103	BE-RA2FF02.01	77
AKD-0424R.02	42	AKU-02UP.03	33	BE-GT20W.02	103	BE-RA2FF06.01	77
AKD-0424R2.02	41	AKU-0416.03	32	BE-GT2TS.02S	103	BE-TA5502.02	51
AKD-0424V.02	41	AKU-0616.03	32	BE-GT2TW.02	103	BE-TA5502.G2	51
AKH-0400.03	46	AKU-0816.03	32	BE-GTL10S.01S	96	BE-TA550206.02	51
AKH-0600.03	46	AKU-1616.03	32	BE-GTL10S.A1S	96	BE-TA5504.02	51
AKH-0800.03	46	AKU-2416.03	32	BE-GTL10W.01	96	BE-TA5504.G2	51
AKI-0816.04	20	AKU-B2UP.03	33	BE-GTL10W.A1	96	BE-TA550406.02	51
AKI-1216.04	20	AMI-0416.03	20	BE-GTL1TS.01S	97	BE-TA5506.02	51
AKK-01UP.03	29	AMI-0816.03	20	BE-GTL1TS.B1S	97	BE-TA5506.G2	51
AKK-0216.03	26	AMI-1216.03	20	BE-GTL1TW.01	97	BE-TA550606.02	51
AKK-0216.04S	26	AMS-0416.03	25	BE-GTL1TW.B1	97	BE-TA5508.02	51
AKK-02UP.03	29	AMS-0816.03	25	BE-GTL20S.01S	98	BE-TA5508.G2	51
AKK-03UP.03	30	AMS-1216.03	25	BE-GTL20S.A1S	98	BE-TA550806.02	51
AKK-0416.03	26	AZI-0316.03	21	BE-GTL20W.01	98	BE-TA55P2.02	52
AKK-0416.04S	26	AZI-0616.03	21	BE-GTL20W.A1	98	BE-TA55P2.G2	52
AKK-04FC.03	28	BE-02001.02	133	BE-GTL2TS.01S	100	BE-TA55P206.02	52
AKK-04FC.04S	28	BE-02230.02	133	BE-GTL2TS.B1S	100	BE-TA55P4.02	52
AKK-0816.04S	27	BE-04000.02	130	BE-GTL2TS.C1S	100	BE-TA55P4.G2	52
AKK-1616.03	27	BE-04000.03S	130	BE-GTL2TS.D1S	100	BE-TA55P406.02	52
AKK-1616.04S	27	BE-04001.02	133	BE-GTL2TW.01	100	BE-TA55P6.02	52
AKK-2416.03	27	BE-04024.02	132	BE-GTL2TW.B1	100	BE-TA55P6.G2	52
AKK-2416.04S	27	BE-04024.03S	132	BE-GTL2TW.C1	100	BE-TA55P606.02	52
AKR-IO108.01S	34	BE-04230.02	131	BE-GTL2TW.D1	100	BE-TA55P8.02	52
AKR-IO86.01S	34	BE-04230.03S	131	BE-GTL40S.01S	101	BE-TA55P8.G2	52
AKS-01UP.03	25	BE-06001.02	133	BE-GTL40W.01	101	BE-TA55P806.02	52
AKS-0210.03	22	BE-08000.02	130	BE-GTL4TS.01S	102	BE-TA55T2.02	53
AKS-0210.04S	21	BE-08000.03S	130	BE-GTL4TW.01	102	BE-TA55T2.G2	53
AKS-0216.03	24	BE-08024.02	132	BE-GTR163W.01	109	BE-TA55T206.02	53
AKS-0216.04S	23	BE-08024.03S	132	BE-GTR1S.01S	108	BE-TA55T4.02	53
AKS-02UP.03	25	BE-08230.02	131	BE-GTR263S.01S	109	BE-TA55T4.G2	53
AKS-0410.03	22	BE-08230.03S	131	BE-GTR263W.01	109	BE-TA55T406.02	53
AKS-0410.04S	21	BE-16000.02	130	BE-GTR2W.01	108	BE-TA55T6.02	53
AKS-0416.03	24	BE-16000.03S	130	BE-GTR363W.01	109	BE-TA55T6.G2	53

BE-TA55T606.02	53	BE-TAL6302.A1	81	GTL-2TBS.02S	99	RF-BE2230.01S	158
BE-TA55T8.02	53	BE-TAL6302.B1	81	GTL-2TBW.02S	99	RF-FGES.01S	159
BE-TA55T8.G2	53	BE-TAL6302.C1	81	GTL-2TCS.02S	99	RF-FGWS.01S	159
BE-TA55T806.02	53	BE-TAL6302.D1	81	GTL-2TCW.02S	99	RF-FKWS.01S	160
BE-TAL5501.01	57	BE-TAL6304.01	84	GTL-2TDS.02S	99	RF-GTT4S.01	155
BE-TAL5501.A1	57	BE-TAL63T1.01	79	GTL-2TDW.02S	99	RF-GTT4W.01	155
BE-TAL5501.B1	57	BE-TAL63T1.A1	79	GTL-400S.02S	101	RF-GTT8S.01	156
BE-TAL550106.01	57	BE-TAL63T1.B1	79	GTL-400W.02S	101	RF-GTT8W.01	156
BE-TAL550106.A1	57	BE-TAL63T2.01	83	GTL-4T0S.02S	102	RF-HVA1DAA.01S	161
BE-TAL550106.B1	57	BE-TAL63T2.A1	83	GTL-4T0W.02S	102	RF-HVA1DLB.01S	161
BE-TAL5502.01	61	BE-TAL63T2.B1	83	JAL-01UP.02	37	RF-HVA1ILB.01S	161
BE-TAL5502.A1	61	BE-TAL63T2.C1	83	JAL-0210.02	35	RF-HXS0ETH.01S	150
BE-TAL5502.B1	61	BE-TAL63T2.D1	83	JAL-0210.03S	35	RF-JAL1UP.01	165
BE-TAL5502.C1	61	BE-TAL63T4.01	85	JAL-0410.02	35	RF-JAL1UP.01S	165
BE-TAL5502.D1	61	BE-TAS5504.01	67	JAL-0410.03S	35	RF-LK001.03	151
BE-TAL550206.01	61	BE-TAS550406.01	67	JAL-0410D.02	37	RF-LK001.03S	151
BE-TAL550206.A1	61	BE-TAS55T4.01	68	JAL-0410D.03S	36	RF-TA55A2.01	156
BE-TAL550206.B1	61	BE-TAS55T406.01	68	JAL-0410M.02	36	RF-TA55A206.01	156
BE-TAL550206.C1	61	BE-TAS6304.01	87	JAL-0810.02	35	RF-TA55A4.01	157
BE-TAL550206.D1	61	BE-TAS63T4.01	87	JAL-0810.03S	35	RF-TA55A406.01	157
BE-TAL5504.01	64	BE-TAS86.02	92	JAL-0810D.02	37	RF-TA55A6.01	157
BE-TAL550406.01	64	BE-TAS8606.02	92	JAL-0810D.03S	36	RF-TA55A606.01	157
BE-TAL55B1.01	54	BE-TAS86T.02	93	JAL-0810M.02	36	RF-TA55A8.01	158
BE-TAL55B106.01	54	BE-TAS86T06.02	93	JAL-B1UP.02	38	RF-TA55A806.01	158
BE-TAL55B2.01	54	BWM-55001.03S	69	PSE-B552R01.01	72	RF-TAL55B102.01S	152
BE-TAL55B206.01	54	BWM-55002.03S	69	PSE-B552R02.01	72	RF-TAL55B106.01S	152
BE-TAL55T1.01	59	BWM-55006.03S	69	PSE-B552R06.01	72	RF-TAL55B202.01S	152
BE-TAL55T1.A1	59	BWM-55T01.03S	70	PSE-B552T01.02	71	RF-TAL55B206.01S	152
BE-TAL55T1.B1	59	BWM-55T02.03S	70	PSE-B552T01.02S	71	RF-TAL55T102.01S	153
BE-TAL55T106.01	59	BWM-55T06.03S	70	PSE-B552T02.02	71	RF-TAL55T102.A1S	153
BE-TAL55T106.A1	59	BWM-63004.03S	88	PSE-B552T02.02S	71	RF-TAL55T102.B1S	153
BE-TAL55T106.B1	59	BWM-63T04.03S	89	PSE-B552T06.02	71	RF-TAL55T106.01S	153
BE-TAL55T2.01	63	EZ-0320.01	48	PSE-B552T06.02S	71	RF-TAL55T106.A1S	153
BE-TAL55T2.A1	63	EZ-0363.01	48	PSE-BWML01.01S	120	RF-TAL55T106.B1S	153
BE-TAL55T2.B1	63	GTL-100S.02S	96	PSE-BWML06.01S	120	RF-TAL55T202.01S	154
BE-TAL55T2.C1	63	GTL-100W.02S	96	PSE-PMC01.01S	120	RF-TAL55T202.A1S	154
BE-TAL55T2.D1	63	GTL-10AS.02S	96	PSE-PMC06.01S	120	RF-TAL55T202.B1S	154
BE-TAL55T206.01	63	GTL-10AW.02S	96	RF-AKD230CC.02S	163	RF-TAL55T202.C1S	154
BE-TAL55T206.A1	63	GTL-1T0S.02S	97	RF-AKD260CC.02S	163	RF-TAL55T202.D1S	154
BE-TAL55T206.B1	63	GTL-1T0W.02S	97	RF-AKK1ST.01	166	RF-TAL55T206.01S	154
BE-TAL55T206.C1	63	GTL-1TBS.02S	97	RF-AKK1ST.01S	166	RF-TAL55T206.A1S	154
BE-TAL55T206.D1	63	GTL-1TBW.02S	97	RF-AKK1UP.01	164	RF-TAL55T206.B1S	154
BE-TAL55T4.01	65	GTL-200S.02S	98	RF-AKK1UP.01S	164	RF-TAL55T206.C1S	154
BE-TAL55T406.01	65	GTL-200W.02S	98	RF-AKK2UP.01	164	RF-TAL55T206.D1S	154
BE-TAL6301.01	78	GTL-20AS.02S	98	RF-AKK2UP.01S	164	RF-TAL55T402.01S	155
BE-TAL6301.A1	78	GTL-20AW.02S	98	RF-AZK1ST.01	167	RF-TAL55T406.01S	155
BE-TAL6301.B1	78	GTL-2T0S.02S	99	RF-AZK1ST.01S	167	SCN-BWM55.02	69
BE-TAL6302.01	81	GTL-2T0W.02S	99	RF-BE2230.01	159	SCN-BWM55.G2	69

Article number index

Art. No.	Page	Art. No.	Page	Art. No.	Page	Art. No.	Page
SCN-BWM5506.02	69	SCN-P360R406.01	125	STV-0640.02	139	TAL-55W1A06.02	66
SCN-BWM55T.02	70	SCN-PTAN3.01	137	TAL-5501002.02S	56	TAL-55W1B02.02	66
SCN-BWM55T.G2	70	SCN-PTDE0.01	137	TAL-5501006.02S	56	TAL-55W1B06.02	66
SCN-BWM55T06.02	70	SCN-PTST1.01	137	TAL-5501A02.02S	56	TAL-55W2002.02	66
SCN-BWM63.02	88	SCN-PTST3.01	137	TAL-5501A06.02S	56	TAL-55W2006.02	66
SCN-BWM63T.02	89	SCN-RS1R.01	134	TAL-5501B02.02S	56	TAL-55W2A02.02	66
SCN-CO2MGS.02	76	SCN-RT1UP.01	72	TAL-5501B06.02S	56	TAL-55W2A06.02	66
SCN-CO2MGS01.02	76	SCN-RT1UP.G1	72	TAL-5502002.02S	60	TAL-55W2B02.02	66
SCN-CO2MGS06.02	76	SCN-RT1UP06.01	72	TAL-5502006.02S	60	TAL-55W2B06.02	66
SCN-DA641.04	44	SCN-RT1UPE.01	73	TAL-5502A02.02S	60	TAL-55W2C02.02	66
SCN-DA641P.04S	45	SCN-RT1UPE.G1	73	TAL-5502A06.02S	60	TAL-55W2C06.02	66
SCN-DA642.04	44	SCN-RT1UPE06.01	73	TAL-5502B02.02S	60	TAL-55W2D02.02	66
SCN-DABC4.01	43	SCN-RT2UP.01	136	TAL-5502B06.02S	60	TAL-55W2D06.02	67
SCN-DTSEN1.01	135	SCN-RT4UP.01	136	TAL-5502C02.02S	60	TAL-55W4002.02	67
SCN-G360D3.03	127	SCN-RT6AP.01	137	TAL-5502C06.02S	60	TAL-55W4006.02	67
SCN-G360K3.03	127	SCN-RT8REG.02	136	TAL-5502D02.02S	60	TAL-6301004.02S	78
SCN-GLED1S.01S	105	SCN-RTC20.02	147	TAL-5502D06.02S	60	TAL-6301A04.02S	78
SCN-GLED1W.01	105	SCN-RTN55S.01	74	TAL-5504002.02S	64	TAL-6301B04.02S	78
SCN-IP000.03	143	SCN-RTN55S06.01	74	TAL-5504006.02S	64	TAL-6302004.02S	80
SCN-IP100.03	143	SCN-RTN63S.01	90	TAL-55B1002.02S	54	TAL-6302A04.02S	80
SCN-KP360K301.03	126	SCN-RTR550.01	75	TAL-55B1006.02S	54	TAL-6302B04.02S	80
SCN-KP360K306.03	126	SCN-RTR55006.01	75	TAL-55B2002.02S	54	TAL-6302C04.02S	80
SCN-KP360R301.01	126	SCN-RTR55S.01	74	TAL-55B2006.02S	54	TAL-6302D04.02S	80
SCN-KP360R306.01	126	SCN-RTR55S06.01	74	TAL-55BW1002.02	55	TAL-6304004.02S	84
SCN-LED55.01	76	SCN-RTR630.01	91	TAL-55BW1006.02	55	TAL-63T1004.02S	79
SCN-LED5506.01	76	SCN-RTR63S.01	90	TAL-55BW2002.02	55	TAL-63T1A04.02S	79
SCN-LK001.03	142	SCN-RTRGS.02S	105	TAL-55BW2006.02	55	TAL-63T1B04.02S	79
SCN-LK001.03S	142	SCN-RTRGW.02	105	TAL-55T1002.02S	58	TAL-63T2004.02S	82
SCN-LOG1.02	146	SCN-SAFE.01	146	TAL-55T1006.02S	58	TAL-63T2A04.02S	82
SCN-LOG1.03S	145	SCN-TFS55.01	75	TAL-55T1A02.02S	58	TAL-63T2B04.02S	82
SCN-LSD01.01	128	SCN-TFS5506.01	75	TAL-55T1A06.02S	58	TAL-63T2C04.02S	82
SCN-LSEN1.01	135	SCN-TFS63.01	91	TAL-55T1B02.02S	58	TAL-63T2D04.02S	82
SCN-MBGRU.01	147	SCN-TS1UP.01	73	TAL-55T1B06.02S	58	TAL-63T4004.02S	85
SCN-P360D1.01	121	SCN-TS1UP.G1	73	TAL-55T2002.02S	62	TAL-63W1004.02	86
SCN-P360D3.03	123	SCN-TS1UP06.01	73	TAL-55T2006.02S	62	TAL-63W1A04.02	86
SCN-P360D306.03	123	SCN-USB.02	144	TAL-55T2A02.02S	62	TAL-63W1B04.02	86
SCN-P360D4.03	124	SCN-WS3HW.01	134	TAL-55T2A06.02S	62	TAL-63W2004.02	86
SCN-P360D406.03	124	STC-0640.01	140	TAL-55T2B02.02S	62	TAL-63W2A04.02	86
SCN-P360E3.03	122	STC-0640.02S	139	TAL-55T2B06.02S	62	TAL-63W2B04.02	86
SCN-P360K3.03	123	STC-0960.01	140	TAL-55T2C02.02S	62	TAL-63W2C04.02	86
SCN-P360K306.03	123	STC-0960.02S	139	TAL-55T2C06.02S	62	TAL-63W2D04.02	86
SCN-P360K4.03	125	STC-1280.01	140	TAL-55T2D02.02S	62	TAL-63W4004.02	86
SCN-P360K406.03	125	STC-1280.02S	139	TAL-55T2D06.02S	62	VC-0701.04	114
SCN-P360L2.03	121	STR-0640.01	141	TAL-55T4002.02S	65	VC-08P82.01S	113
SCN-P360L3.03	122	STR-0640.02S	140	TAL-55T4006.02S	65	VC-1001.04	114
SCN-P360R3.01	124	STV-0024.01	141	TAL-55W1002.02	66	VC-EASY.03	118
SCN-P360R306.01	124	STV-0160.02	139	TAL-55W1006.02	66	VCB-07SI.04	115
SCN-P360R4.01	125	STV-0320.02	139	TAL-55W1A02.02	66	VCB-07SW.04	115

VCB-07WS.04	115
VCB-10SI.04	115
VCB-10SW.04	115
VCB-10WS.04	115
VCG-UP07.01	116
VCG-UP10.04	116
VCS-PRO.04	117
VCZ-AD07.01	116
VCZ-AD10.01	116
ZBUSKLE	148
ZMESF	128
ZUB-ENCE25	31
ZUB-HVA0A01	162
ZUB-HVA0A02	162
ZUB-HVA0A03	162
ZUB-HVA0A04	162
ZUB-HVA0A05	162
ZUB-HVA0A06	162
ZUB-HVA0A07	162
ZUB-PS12A4	30
ZUB-PS15A5	30

Valid from 1 April 2026



MDT technologies GmbH

Papiermühle 1
51766 Engelskirchen
Germany

Sales: Tel. +49 2263 88 - 505
Support: Tel. +49 2263 88 - 109
knx@mdt.de
www.mdt-group.com

With the publication of this product catalogue, all previous product catalogues become invalid. Technical modifications and corrections may be made without notice. Images may differ.

All deliveries based on the General Terms and Conditions of Business (German version). Version: 04/26

